




Sl.No	Month	Name of Sub-Div	Name of segregated agricultural feeders in the subdivision	Initial energy meter reading in the feeder	Final energy meter reading in the feeder	Meter Constant	Monthly consumption in MU as recorded in all the agricultural feeders pertaining to the subdivision at the substations	Distribution loss (11KV line, DTC & LT line) & sales to other consumers if any in MU (losses in all the agricultural feeders in a sub-division to be considered)	Net consumption in MU daily deducting the Distribution loss (11KV line, DTC & LT line) & sales to other consumers if any.	No. of IP sets connected to the agri			Average consumption per IP per month (specific Const./IP/Month)	Total no of IP sets in the subdivision		Total sales to IP sets in MU	
	1	2	3	3a	3b	3c	4=(3b-3a)*3c	5*	6=4-5	7a	7b	7c=(7a+7b)/2	8=6/7c	9a	9b	9c=(9a+9b)/2	10=8*9c
157	Jan-20	BHALKI	Inchur	MNR	MNR	0	0.20	0.03	0.17	170	170	170	1011.76				
158	Jan-20	BHALKI	Ladha	MNR	MNR	2000	0.37	0.05	0.32	311	311	311	1023.15				
159	Jan-20	BHALKI	Sakpoo	11217.8	MNR	1000	0.27	0.04	0.23	535	535	535	434.02				
160	Jan-20	BHALKI	Newradadi	9431.1	9928.6	1000	0.17	0.02	0.14	155	155	155	929.35				
161	Jan-20	BHALKI	Chiffa	181513.8	182198.6	333	0.23	0.03	0.20	485	485	485	404.36				
162	Jan-20	BHALKI	Bhatambra	95141.4	954907	20	0.07	0.01	0.06	486	486	486	123.62				
163	Jan-20	BHALKI	Kolgera	22780.96	22899.43	2000	0.24	0.03	0.20	279	279	279	730.35				
164	Jan-20	BHALKI	Bhatnangavi	6886.74	6955.31	2000	0.14	0.02	0.12	283	283	283	416.75				
165	Jan-20	BHALKI	Laniwad	MNR	MNR	2000	0.24	0.03	0.21	486	486	486	424.69				
166	Jan-20	BHALKI	Lakhanagan	MNR	MNR	0	0.14	0.02	0.12	279	279	279	431.54				
167	Jan-20	BHALKI	Kosartugoon	MNR	MNR	0	0.14	0.02	0.12	283	283	283	425.44				
168	Jan-20	Bidar	Amlapur	49772	50016.2	1000	0.24	0.03	0.21	715	715	715	293.72				
169	Jan-20	Bidar	Guntali	9339.5	9566.6	4000	0.91	0.13	0.78	789	789	789	990.14				
170	Jan-20	Bidar	IP Astoor	24634.6	24761	2000	0.25	0.04	0.22	703	703	703	309.26				
171	Jan-20	Bidar	Chimkhod	MNR	MNR	3000	0.13	0.02	0.11	732	732	732	152.73				
172	Jan-20	Bidar	Coadi	MNR	MNR	2000	0.40	0.06	0.34	729	729	729	471.88				
173	Jan-20	Bidar	Dhamapur	4240.6	4398	2000	0.31	0.04	0.27	706	706	706	383.47				
174	Jan-20	Bidar	Godampalli	3350.1	3500.9	2000	0.30	0.04	0.26	822	822	822	315.54				
175	Jan-20	Bidar	Budhera	4532.4	4727.8	2000	0.39	0.05	0.34	715	715	715	470.05				
176	Jan-20	Bidar	Baroor	MNR	MNR	20000	0.10	0.01	0.09	705	705	705	121.99	13486	13486	13486	4.0
177	Jan-20	Bidar	Hokrana	4450.4	4629.5	2000	0.36	0.05	0.31	358	358	358	860.48				
178	Jan-20	Bidar	Mambhali	3703.4	3817.1	2000	0.23	0.03	0.20	812	812	812	240.84				
179	Jan-20	Bidar	MARKAL	13233.4	13332.6	2000	0.20	0.03	0.17	810	810	810	210.65				
180	Jan-20	Bidar	yernalli	13250	13444.8	2000	0.39	0.05	0.34	785	785	785	426.82				
181	Jan-20	Bidar	allyabad	13340.5	13465.7	2000	0.25	0.04	0.22	797	797	797	270.19				
182	Jan-20	Kamithana	Kanankot	45831.2	46220.3	1000	0.39	0.05	0.33	813	813	813	411.59				
183	Jan-20	Kamithana	Bellura	18046.9	18183.4	1000	0.14	0.02	0.12	347	347	347	338.30				
184	Jan-20	Kamithana	Yadlapur	MNR	MNR		0.14	0.02	0.12	456	456	456	264.04				
185	Jan-20	Kamithana	Kadwad	MNR	MNR		0.16	0.02	0.14	536	536	536	256.72				
186	Jan-20	Kamithana	Chalnalli	MNR	MNR		0.27	0.04	0.23	507	507	507	457.99				
187	Jan-20	Kamithana	Andoora	135531	138833	100	0.33	0.05	0.28	552	552	552	514.44				
188	Jan-20	Kamithana	Alhwal	4220.37	4236.2	20000	0.32	0.04	0.27	592	592	592	459.23				
189	Jan-20	Kamithana	Sekenderapur	2816.6	2971.1	2000	0.35	0.05	0.30	613	613	613	489.62				
190	Jan-20	Kamithana	Naubad	3967.89	3977.89	30000	0.30	0.04	0.26	609	609	609	423.65				
191	Jan-20	Kamithana	Aurad (S)	MNR	MNR		0.27	0.04	0.23	625	625	625	371.52				
192	Jan-20	Kamithana	Boadadi	MNR	MNR		0.47	0.07	0.40	533	533	533	758.35				
193	Jan-20	Kamithana	Boadadi	MNR	MNR		0.95	0.13	0.82	615	615	615	1328.46				
194	Jan-20	Kamithana	Honnadadi	MNR	MNR		0.60	0.08	0.52	747	747	747	690.76				
195	Jan-20	Kamithana	Kheni Ranjal	4317.27	4325.65	30000	0.25	0.04	0.22	478	478	478	452.31				
196	Jan-20	Kamithana	Sangolagi	547.3	551.82	20000	0.09	0.01	0.08	449	449	449	173.15				
197	Jan-20	HUMNABAD	Old Nandgaun IP	8142.4	8089.6	66	21	3	18	35254	34932	34093	491.90	41685	41685	41685	20.50
198	Jan-20	HUMNABAD	Hankuri IP	46389.7	46121.9	1000	0.05	0.01	0.04	258	258	258	176.00	10433	10433	10433	1.84
199	Jan-20	HUMNABAD	Sindhankera IP F-5	8139.61	8048.85	2000	0.18	0.02	0.16	248	248	248	959.62				
200	Jan-20	HUMNABAD	Madaragan IP F-6	10812.1	10492.8	2000	0.64	0.09	0.55	431	431	431	362.20				
201	Jan-20	HUMNABAD	Ghatboat IP	MNR	MNR		0.70	0.10	0.60	550	550	550	998.54				
202	Jan-20	HUMNABAD	Hunsrai IP	MNR	MNR		0.70	0.13	0.57	476	476	476	1264.71				
203	Jan-20	HUMNABAD	Hunsrai IP	MNR	MNR		0.93	0.13	0.80	666	666	666	1226.73				
204	Jan-20	HUMNABAD	Mugnoor IP	6092.3	5949.5	2000	0.29	0.04	0.25	550	550	550	1454.18				
205	Jan-20	HUMNABAD	Handikera IP	1097.68	955.5	2000	0.28	0.04	0.24	669	669	669	367.14				
206	Jan-20	HUMNABAD	Pooja Colony IP	699.5	543.2	2000	0.31	0.04	0.27	1124	1124	1124	217.57				
207	Jan-20	HUMNABAD	Kabirabad wadi IP	241.9	207.5	2000	0.07	0.01	0.06	601	601	601	447.31				
208	Jan-20	Mannatekheili	Itaga	13160.50	13259.10	2000	0.20	0.03	0.17	585	585	585	1011.14				
209	Jan-20	Mannatekheili	Naganakera	5071.30	5227.40	2000	0.31	0.04	0.27	413	413	413	410.63				
210	Jan-20	Mannatekheili	Changlera	6239.90	6427.60	2000	0.38	0.05	0.33	305	305	305	880.30				
										755	755	755	427.61				



291

*Sanjeev D. W. M. P.*  
 Executive Engineer  
 Regulatory Affairs  
 Corporate Office,  
 GESCOM, KALABURAGI


Sl.No	Month	Name of Sub-Div	Name of segregated agricultural feeders in the subdivision	Initial energy meter reading in the feeder	Final energy meter reading in the feeder	Meter Constant	Monthly consumption in MU as recorded in all the agricultural feeders pertaining to the subdivision at the substations	Distribution loss (11KV line, DTC & LT line) & sales to other consumers if any in MU (losses in all the agricultural feeders in a sub-division to be considered)	Net consumption in MU daily deducting the Distribution loss (11KV line, DTC & LT line) & sales to other consumers if any,	No. of IP sets connected to the agri			Average consumption per IP per month (specific Const/IP/Month)	Total no of IP sets in the subdivision		Total sales to IP sets 1 MU	
	1	2	3	3a	3b	3c	4=(3b-3a)*3c	5*	6=4-5	7a	7b	7c=(7a+7b)/2	8=6/7c	9a	9b	9c=(9a+9b)/2	10=8*9c
211	Jan-20	MannaEkheili	Udhal Wadi	4530.20	4663.60	2000	0.27	0.04	0.23	877	877	877	261.63				
212	Jan-20	MannaEkheili	Bemalkheda	3442.70	3528.59	2000	0.15	0.02	0.15	422	422	422	350.07				
213	Jan-20	MannaEkheili	Udamnalli	20900.63	20976.86	2000	0.15	0.02	0.13	438	438	438	299.35				
214	Jan-20	MannaEkheili	Chitgauppa	23608.50	23732.20	2000	0.25	0.03	0.21	844	844	844	252.09				
215	Jan-20	MannaEkheili	Kodarnal	31288.30	31404.30	2000	0.23	0.03	0.20	579	579	579	344.59				
216	Jan-20	Bosavakalyan	Neelkanthwadi	2634.04	2791.97	1000	0.16	0.02	0.13	412	412	412	325.48	16666	16666	16666	5.42
217	Jan-20	Bosavakalyan	Gundoor	3641.86	3715.42	1000	0.07	0.01	0.06	648	648	648	97.63				
218	Jan-20	Bosavakalyan	Gour	0	0	4000	0.30	0.04	0.26	530	530	530	486.79				
219	Jan-20	Bosavakalyan	Belur	4610.53	4622.27	2000	0.02	0.00	0.02	513	513	513	39.36				
220	Jan-20	Bosavakalyan	Partapur	19506.90	19711.20	1000	0.20	0.03	0.18	457	457	457	384.46				
221	Jan-20	Bosavakalyan	Konali	2233.40	2233.40	1000	0.10	0.01	0.09	520	520	520	165.38				
222	Jan-20	Bosavakalyan	Mirkal	2194.78	2214.97	2000	0.40	0.06	0.35	450	450	450	771.71				
223	Jan-20	Koppal	<b>Humnabad total</b>	<b>33350.20</b>	<b>33413.50</b>	<b>2600</b>	<b>7.89</b>	<b>1.10</b>	<b>6.78</b>	<b>14313</b>	<b>14313</b>	<b>14313</b>	<b>473.98</b>	<b>35004</b>	<b>35004</b>	<b>35004</b>	<b>16.59</b>
224	Jan-20	Koppal	F1-Karmoor	44775.37	44837.32	2000	0.13	0.01	0.12	327	327	327	367.80				
225	Jan-20	Koppal	F3-Gondabal	224583.50	224864.40	500	0.14	0.01	0.13	775	775	775	172.29				
226	Jan-20	Koppal	F5-Baganal	MNR	MNR	2000	1.50	0.08	1.43	1080	1080	1080	1319.44				
227	Jan-20	Koppal	F6-Besapur	30284.20	30338.30	2000	0.11	0.01	0.10	166	166	166	619.22				
228	Jan-20	Koppal	F1-Chilakukki	13999.88	14014.86	2000	0.30	0.01	0.28	363	363	363	784.08				
229	Jan-20	Koppal	F2-C.Bommal	7819.80	7828.52	2000	0.17	0.01	0.17	263	263	263	629.96				
230	Jan-20	Koppal	F3-H.Bommanal	5483.66	5488.38	2000	0.09	0.00	0.09	434	434	434	206.64				
231	Jan-20	Koppal	F4-Methagal	17047.01	17092.41	2000	0.09	0.00	0.09	205	205	205	420.78				
232	Jan-20	Koppal	F7-Shidaganalli IP	MNR	MNR	2000	1.10	0.06	1.05	587	587	587	1780.24				
233	Jan-20	Koppal	F1-Byrapur	4509.59	4512.93	2000	0.07	0.00	0.07	421	421	421	150.74				
234	Jan-20	Koppal	F3-WSIPI	2316.12	2323.07	2000	0.14	0.01	0.13	404	404	404	324.86				
235	Jan-20	Koppal	F4-Belagatti	364.25	366.90	2000	0.05	0.00	0.05	380	380	380	132.50				
236	Jan-20	Koppal	F5-Kavatur	6542.24	6543.21	2000	0.02	0.00	0.02	149	149	149	123.69				
237	Jan-20	Koppal	F3-Ojanahalli	648.43	651.17	2000	0.05	0.00	0.05	398	398	398	130.80				
238	Jan-20	Koppal	F4-Irakalagada	2133.76	2140.29	2000	0.13	0.01	0.12	346	346	346	358.58				
239	Jan-20	Koppal	F5-Budshetal	1866.43	1877.41	2000	0.22	0.01	0.21	902	902	902	231.29				
240	Jan-20	Koppal	F6-Devalapura	2017.86	2021.66	2000	0.08	0.00	0.07	449	449	449	160.80				
241	Jan-20	Koppal	F1-Mainalli	2213.62	2215.15	2000	0.03	0.00	0.03	100	100	100	290.70				
242	Jan-20	Koppal	F2-H.Sindagi	1393.14	1395.00	2000	0.04	0.00	0.04	322	322	322	109.75				
243	Jan-20	Koppal	F4-Vadaganal	6547.79	6551.41	2000	0.07	0.00	0.07	275	275	275	250.11				
244	Jan-20	Koppal	F6-C.Sindagi	2558.09	2561.00	2000	0.06	0.00	0.06	477	477	477	115.91				
245	Jan-20	Koppal	F1-Moomal	8091.60	8112.50	2000	0.42	0.02	0.40	228	228	228	1741.67				
246	Jan-20	Koppal	F2-Bochanalli	4301.50	4355.90	2000	1.09	0.05	1.03	703	703	703	1470.27				
247	Jan-20	Koppal	F3-Hankurli	22755.60	22835.90	2000	0.16	0.01	0.15	436	436	436	349.93				
248	Jan-20	Koppal	F-5 Tigari IP	22696.50	22752.40	2000	1.11	0.01	1.11	426	426	426	249.32				
249	Jan-20	Koppal	F-7 Niralagi	MNR	MNR	2000	1.40	0.07	1.33	1018	1018	1018	1306.48				
250	Jan-20	Koppal	F8-Katarki	26202.60	26245.80	2000	0.09	0.00	0.09	296	296	296	277.30				
251	Jan-20	Koppal	F-11 Bisaralli IP	1080.70	1107.50	2000	0.54	0.03	0.51	322	322	322	1581.37				
252	Jan-20	Koppal	F2-Abbigeri	17493.30	17503.84	2000	0.21	0.01	0.20	216	216	216	927.13				
253	Jan-20	Koppal	F6-D Hosalli IP	1926.49	1929.07	2000	0.05	0.00	0.05	602	602	602	81.43				
254	Jan-20	Munirabad	Hinal Feeder (F2)	12.90	66.80	2000	0.11	0.01	0.10	392	392	392	261.25				
255	Jan-20	Munirabad	F3-Mudalapura	397.00	403.8	1000	0.01	0.00	0.01	41	41	41	157.56				
256	Jan-20	Munirabad	Gaddimat (F5)	7249.30	7299.3	2000	0.10	0.01	0.09	377	377	377	251.99				
257	Jan-20	Munirabad	Narayanaipet F5	12919.81	12957.18	2000	0.07	0.00	0.07	487	487	487	162.48				
258	Jan-20	Munirabad	Narayanaipet F10	8329.78	8402.2	2000	0.14	0.01	0.14	333	333	333	413.21				
259	Jan-20	Munirabad	Inragali F4	13121.61	13167.58	2000	0.09	0.00	0.09	557	557	557	156.81				
260	Jan-20	Munirabad	Hele Kumata F11	6632.81	6701.06	2000	0.10	0.01	0.09	323	323	323	283.82				
261	Jan-20	Munirabad	Kunkera F1	MNR	MNR	no CI	0.90	0.03	0.87	571	571	571	1497.37				
262	Jan-20	Munirabad	Karkhalali F2	865.14	867.97	2000	0.06	0.00	0.06	215	215	215	250.09				
263	Jan-20	Munirabad	Allanagar F5	24728.24	24753.9	2000	0.51	0.03	0.48	306	306	306	1593.27				
264	Jan-20	Munirabad	Lachankeri F6	MNR	MNR	2000.00	0.82	0.04	0.78	572	572	572	1361.89				

GOVT OF KARNATAKA  
 DEPARTMENT OF AGRICULTURE, ANIMAL HUSBANDRY AND FISHERIES  
 KALABURAGI DISTRICT, HUMNABAD TALUK  
 P.O. NO. 12488  
 P.O. NO. 11-2022  
 05/01/2020  
 Humnabad Taluk  
 Humnabad Taluk

292

Executive Engineer  
 Regulatory Affairs  
 Corporate Office,  
 GESCOM, KALABURAGI


Sl.No	Month	Name of Sub-Div	Name of segregated agricultural feeders in the subdivision	Initial energy meter reading in the feeder	Final energy meter reading in the feeder	Meter Constant	Monthly consumption in MU as recorded in all the agricultural feeders pertaining to the subdivision at the substations	Distribution loss (LTKV line, DTC & LT line) & sales to other consumers if any, in MU (losses in a sub-div to be considered)	Net consumption in MU daily deducting the Distribution loss (LTKV line, DTC & LT line) & sales to other consumers if any,	No. of IP sets connected to the agri			Average consumption per IP per month (specific Coms/IP/Month)	Total no of IP sets in the subdivision			Total sales to IP sets in MU
1	2	3	3a	3b	3c	4=(3b-3c)*3c	5*	6=4-5	7a	7b	7c=(7a+7b)/2	8=6/7c	9a	9b	9c=(9a+9b)/2	10=9a*9c	
265	Jan-20	Munitrabad	Galamma Gudri F10	4876.40	4904.17	20000	0.56	0.53	308	308	308	1713.08	308	308	308	0.53	
266	Jan-20	Munitrabad	Kalthavaraera F11	15083.40	15191.7	66600	0.07	0.07	566	566	566	121.06	566	566	566	0.07	
267	Jan-20	Munitrabad	Giniera F12	MNR	MNR	20000	0.90	0.86	576	576	576	1484.38	576	576	576	0.86	
268	Jan-20	Munitrabad	Kukanapalli feeder	3950.99	3956.08	20000	0.10	0.10	364	364	364	265.69	364	364	364	0.10	
269	Jan-20	Munitrabad	Shivana thanda far	MNR	MNR	20000	0.41	0.39	258	258	258	1509.69	258	258	258	0.39	
270	Jan-20	Munitrabad	Budeshwara F5	2038.28	2043.67	40000	0.40	0.38	259	259	259	1467.18	259	259	259	0.38	
271	Jan-20	Yelburga	F3 Mandalamari	5994.71	6003.55	40000	0.35	0.34	884	884	884	380.00	884	884	884	0.34	
272	Jan-20	Yelburga	F4 Chikkamyavare	5836.07	5849.59	20000	0.27	0.26	236	236	236	1088.47	236	236	236	0.26	
273	Jan-20	Yelburga	F6 Mudhol	4482.13	4492.19	20000	0.20	0.19	678	678	678	281.92	678	678	678	0.19	
274	Jan-20	Yelburga	F7 Balutagi	5230.41	5233.77	40000	0.13	0.13	518	518	518	246.49	518	518	518	0.13	
275	Jan-20	Yelburga	F2 Toralakatalli (Hunshali)	MNR	MNR	20000	1.10	1.05	663	663	663	1576.17	663	663	663	1.05	
276	Jan-20	Yelburga	F3 Matladinni	MNR	MNR	20000	0.95	0.90	482	482	482	1872.41	482	482	482	0.90	
277	Jan-20	Yelburga	Gunnal	MNR	MNR	20000	0.88	0.84	416	416	416	2009.62	416	416	416	0.84	
278	Jan-20	Yelburga	F1 Salabhavi	MNR	MNR	20000	0.78	0.74	406	406	406	1825.12	406	406	406	0.74	
279	Jan-20	Yelburga	F2 HireArallihalli	MNR	MNR	20000	0.96	0.91	496	496	496	1838.71	496	496	496	0.91	
280	Jan-20	Yelburga	F3 Dammur	MNR	MNR	20000	0.70	0.67	308	308	308	2159.09	308	308	308	0.67	
281	Jan-20	Yelburga	Konasaar	MNR	MNR	20000	1.30	1.24	656	656	656	1882.62	656	656	656	1.24	
282	Jan-20	Yelburga	F1 Goural	MNR	MNR	20000	0.46	0.44	205	205	205	2137.39	205	205	205	0.44	
283	Jan-20	Yelburga	F4 Yerhanadali	MNR	MNR	20000	0.47	0.45	215	215	215	2076.74	215	215	215	0.45	
284	Jan-20	Yelburga	F3 Shirur	MNR	MNR	20000	1.30	1.24	988	988	988	1250.00	988	988	988	1.24	
285	Jan-20	Yelburga	F5-Kallur	MNR	MNR	20000	0.42	0.40	205	205	205	1946.34	205	205	205	0.40	
286	Jan-20	Yelburga	F2 Nelajeti	MNR	MNR	20000	0.98	0.93	503	503	503	1850.89	503	503	503	0.93	
287	Jan-20	Yelburga	Kudimoti	MNR	MNR	20000	1.30	1.24	648	648	648	1905.86	648	648	648	1.24	
288	Jan-20	Yelburga	F4 Bevoor	MNR	MNR	20000	0.46	0.44	210	210	210	2086.50	210	210	210	0.44	
289	Jan-20	Yelburga	F1 Benkal	MNR	MNR	20000	0.80	0.76	350	350	350	2171.43	350	350	350	0.76	
290	Jan-20	Yelburga	F6 Banapur	5881.40	5908.95	10000	0.28	0.26	208	208	208	1258.29	208	208	208	0.26	
291	Jan-20	Yelburga	F2 Lakmapur	3942.50	3991.73	10000	0.05	0.05	84	84	84	556.77	84	84	84	0.05	
292	Jan-20	Yelburga	F1 Bevoor	142.41	139.89	20000	0.35	0.33	281	281	281	1181.92	281	281	281	0.33	
293	Jan-20	Yelburga	F2 Guftur	MNR	MNR	20000	1.30	1.24	484	484	484	2551.65	484	484	484	1.24	
294	Jan-20	Yelburga	F3 muradi	1426.50	1595.50	20000	0.34	0.32	391	391	391	821.23	391	391	391	0.32	
295	Jan-20	Yelburga	F4 Hunshali	2020.50	2020.50	20000	0.95	0.90	519	519	519	1738.92	519	519	519	0.90	
296	Jan-20	Yelburga	F5 Yeaddani	21605.90	27736.50	20000	0.26	0.25	602	602	602	412.19	602	602	602	0.25	
297	Jan-20	Yelburga	F6 Lingadalli	15224.00	15314.60	20000	0.18	0.17	323	323	323	532.94	323	323	323	0.17	
298	Jan-20	Yelburga	F2 Hirewaddarikal	6435.70	6479.10	20000	0.87	0.82	303	303	303	2721.45	303	303	303	0.82	
299	Jan-20	Yelburga	F3 Talkeri	26570.70	26631.70	20000	0.12	0.12	420	420	420	275.95	420	420	420	0.12	
300	Jan-20	Yelburga	F4-Chikamannapur	32619.1	32744.6	20000	0.25	0.24	200	200	200	1192.25	200	200	200	0.24	
301	Jan-20	Yelburga	F3-Hagedhal	4729.30	4824.46	20000	0.19	0.18	254	254	254	711.83	254	254	254	0.18	
302	Jan-20	Yelburga	F5-Zoolkaffi	11884.01	11995.56	20000	0.22	0.21	77	77	77	2752.53	77	77	77	0.21	
303	Jan-20	Yelburga	F6-Bandi	7220.47	7324.59	20000	0.21	0.20	191	191	191	1035.75	191	191	191	0.20	
304	Jan-20	Yelburga	F2-Chikabannigal	3136.18	3236.63	20000	0.20	0.19	474	474	474	402.65	474	474	474	0.19	
305	Jan-20	Yelburga	F4-Tummuruaddi	842.09	869.64	20000	0.55	0.52	203	203	203	2578.57	203	203	203	0.52	
306	Jan-20	RSD, Rcr	F 1 Nelhal	5368.75	5340.48	10000	0.03	0.03	189	189	189	953.38	189	189	189	0.03	
307	Jan-20	RSD, Rcr	F7 Shakavadi	1742.9	1719.59	20000	0.47	0.46	264	264	264	1677.61	264	264	264	0.46	
308	Jan-20	RSD, Rcr	J 1-Bokmaddi	16976.5	16828.85	20000	0.30	0.30	649	649	649	432.26	649	649	649	0.30	
309	Jan-20	RSD, Rcr	J 2-Singanothi	29264.17	29251.32	20000	0.03	0.03	252	252	252	96.88	252	252	252	0.03	
310	Jan-20	RSD, Rcr	W4 Wadavathi	34614.4	34369.7	20000	0.49	0.46	518	518	518	897.55	518	518	518	0.46	
311	Jan-20	RSD, Rcr	W5 Chandrabanda	MNR	MNR	20000	0.65	0.63	257	257	257	2402.72	257	257	257	0.63	
312	Jan-20	RSD, Rcr	W-8 Bapur	MNR	MNR	20000	0.90	0.86	515	515	515	1660.19	515	515	515	0.86	
313	Jan-20	RSD, Rcr	W12 Singanothi Thanda	6181.8	5990.6	10000	0.19	0.18	518	518	518	350.66	518	518	518	0.18	
314	Jan-20	RSD, Rcr	W6 Singanothi	44604.86	44269.7	20000	0.67	0.64	893	893	893	713.11	893	893	893	0.64	
315	Jan-20	RSD, Rcr	S-3 Anshinigi	32732.2	32321.2	10000	0.41	0.41	426	426	426	916.55	426	426	426	0.41	
316	Jan-20	RSD, Rcr	S-3 Kerekal	30965	30858.4	10000	0.11	0.11	426	426	426	237.72	426	426	426	0.11	
317	Jan-20	RSD, Rcr	S-10 Korfhakunda	50899.6	50610.8	10000	0.29	0.29	523	523	523	524.59	523	523	523	0.29	
318	Jan-20	RSD, Rcr	S-11 Marmididaddi	38119	38119	10000	0.35	0.35	219	219	219	1518.26	219	219	219	0.35	



293

Executive Engineer  
Regulatory Affairs  
Corporate Office,  
KESCOM, KALABURAGI


Sl.No	Month	Name of Sub-Div	Name of segregated agricultural feeders in the subdivision	Initial energy meter reading in the feeder	Final energy meter reading in the feeder	Meter Constant	Monthly consumption in MU as recorded in all the agricultural feeders pertaining to the subdivision at the substations	Distribution loss (11KV line, DTC & LT line) & sales to other consumers if any in MU (losses in all the agri feeders in a subdiv to be considered)	Net consumption in MU daily deducting the Distribution loss (11KV line, DTC, & LT line) & sales to other consumers if any,	No. of IP sets connected to the agri			Average consumption per IP per month (specific Const/IP/Month)	Total no of IP sets in the subdivision		Total sales to IP sets in MU
1	2	3	3a	3b	3c	4=(3b-3a)*3c	5*	6=4-5	7a	7b	7c=(7a+7b)/2	8=6/7c	9a	9b	9c=(9a+9b)/2	10=8*9c
319	Jan-20	RSD, Rcr	Y-2-Buriaload	670.4	584.2	2000	0.17	0.16	150	150	150	1091.87	150	150	150	0.16
320	Jan-20	RSD, Rcr	Y-3-Saripaur	1411.3	1213.3	2000	0.40	0.38	360	360	360	1045.00	360	360	360	0.38
321	Jan-20	RSD, Rcr	Y-5-Athkur-IP	2842.5	2755.1	2000	0.17	0.17	280	280	280	593.07	280	280	280	0.17
322	Jan-20	RSD, Rcr	Y-6-Ugarahalli	3022.4	2797.1	2000	0.45	0.43	352	352	352	1216.11	352	352	352	0.43
323	Jan-20	RSD, Rcr	Y-8-Katvaladadi	3157.1	2949.9	2000	0.41	0.39	450	450	450	874.84	450	450	450	0.39
324	Jan-20	RSD, Rcr	Y-10-Nagarasi Camp	1937.4	1848.2	2000	0.18	0.17	398	398	398	425.83	398	398	398	0.17
325	Jan-20	RSD, Rcr	Y-11-D.Rampura	3108.6	2934.7	2000	0.35	0.33	480	480	480	688.35	480	480	480	0.33
326	Jan-20	RSD, Rcr	Y-12-Arishigera	1739.5	1610	2000	0.26	0.25	216	216	216	1139.12	216	216	216	0.25
327	Jan-20	RSD, Rcr	F-1-Gunahalli IP	4532	4191.2	2000	0.68	0.65	365	365	365	1774.03	365	365	365	0.65
328	Jan-20	RSD, Rcr	F-2-Puchaladinni	3305.8	3039.8	2000	0.53	0.51	186	186	186	2717.20	186	186	186	0.51
329	Jan-20	RSD, Rcr	F-11.L.K. Doadadi	1759.4	1686.2	2000	0.15	0.14	200	200	200	695.40	200	200	200	0.14
330	Jan-20	RSD, Rcr	F-12-Jambaladinni	4952.3	4683.3	2000	0.54	0.51	327	327	327	1563.00	327	327	327	0.51
331	Jan-20	RSD, Rcr	M 9-Hirapur	4935	4866.7	2000	0.14	0.13	327	327	327	396.85	327	327	327	0.13
332	Jan-20	RSD, Rcr	M-3-Garaladinni	MNR	5226.6	1000	0.80	0.76	427	427	427	1779.86	427	427	427	0.76
333	Jan-20	RSD, Rcr	M 5-Purilipal	5535.5	5226.6	1000	0.31	0.29	359	359	359	817.42	359	359	359	0.29
334	Jan-20	RSD, Rcr	F-2-Thungabhadra	5074.07	5047.03	2000	0.05	0.05	249	249	249	206.53	249	249	249	0.05
335	Jan-20	RSD, Rcr	F-6-Poncharumuki	25940.09	25940.09	2000	0.35	0.33	211	211	211	1575.83	211	211	211	0.33
336	Jan-20	RSD, Rcr	F-3-Bichali	2029.15	1922.67	2000	0.21	0.20	285	285	285	709.87	285	285	285	0.20
337	Jan-20	RSD, Rcr	F-4-Kere Budoor	4455.56	4398.48	2000	0.11	0.11	278	278	278	390.12	278	278	278	0.11
338	Jan-20	RSD, Rcr	F-6-Malliyabadi	12070.31	11991.81	2000	0.16	0.15	398	398	398	374.75	398	398	398	0.15
339	Jan-20	RSD, Rcr	F-7-Malkapur	19432.38	19118.81	2000	0.43	0.40	192	192	192	3103.04	192	192	192	0.40
340	Jan-20	RSD, Rcr	F-4-Mansodadi	22654.73	22398.64	2000	0.51	0.49	216	216	216	2252.84	216	216	216	0.49
341	Jan-20	RSD, Rcr	F-1-Arisigera Isanda	14012.05	13735.99	2000	0.55	0.52	539	539	539	973.12	539	539	539	0.52
342	Jan-20	RSD, Rcr	F-2-Chandrabanda	3958.35	3861.5	2000	0.19	0.18	206	206	206	893.28	206	206	206	0.18
343	Jan-20	RSD, Rcr	F-4-Maremma Camp	5678.7	5583.03	2000	0.19	0.18	264	264	264	688.53	264	264	264	0.18
344	Jan-20	RSD, Rcr	F-6-Naganadadi	10889.83	10688.92	2000	0.40	0.38	255	255	255	1496.98	255	255	255	0.38
345	Jan-20	RSD, Rcr	C-13-Rural	22339.2	22113	2000	0.45	0.43	993	993	993	432.81	993	993	993	0.43
346	Jan-20	RSD, Rcr	F3-Sulthanapur IP	289.79	244.78	2000	0.09	0.09	650	650	650	131.57	650	650	650	0.09
347	Jan-20	RSD, Rcr	F3-Miligrapur	2230.6	2120.7	2000	0.14	0.13	649	649	649	203.64	649	649	649	0.13
348	Jan-20	RSD, Rcr	F2-Talamani IP	1243.1	1210.7	2000	0.06	0.06	836	836	836	73.64	836	836	836	0.06
349	Jan-20	Manvi	Neer Manvi F-2	5561.72	5555.33	20000	0.13	0.12	1043	1043	1043	116.40	1043	1043	1043	0.12
350	Jan-20	Manvi	Chimnapur F-7	22422.43	22422.43	2000	0.80	0.76	533	533	533	1425.89	533	533	533	0.76
351	Jan-20	Manvi	Janekka IF-4	22748.07	22628.53	2000	0.24	0.23	655	655	655	346.76	655	655	655	0.23
352	Jan-20	Manvi	Mustur F-5	19675.51	19449.09	2000	0.45	0.43	253	253	253	1700.39	253	253	253	0.43
353	Jan-20	Manvi	Sanapur F-6	30302.06	30190.71	2000	0.22	0.21	261	261	261	810.59	261	261	261	0.21
354	Jan-20	Manvi	Rajalli M-11	2811.90	2797.10	20000	0.30	0.28	398	398	398	706.53	398	398	398	0.28
355	Jan-20	Manvi	Avoli M-2	861.90	861.90	1000	0.95	0.90	695	695	695	1298.56	695	695	695	0.90
356	Jan-20	Manvi	Muddamagudda	12910.30	12895.20	2000	0.03	0.03	315	315	315	91.08	315	315	315	0.03
357	Jan-20	Manvi	Jeenur IP	25797.50	25702.70	2000	0.19	0.18	342	342	342	526.67	342	342	342	0.18
358	Jan-20	Manvi	Madapur-3	29098.10	28987.10	2000	0.22	0.21	195	195	195	1081.54	195	195	195	0.21
359	Jan-20	Manvi	Katharki	23911.80	23738.10	1000	0.17	0.17	418	418	418	394.77	418	418	418	0.17
360	Jan-20	Manvi	Dadadi	26935.30	26884.20	1000	0.12	0.12	398	398	398	289.06	398	398	398	0.12
361	Jan-20	Manvi	Cheekalparvi	13297.20	13248.60	2000	0.10	0.09	289	289	289	319.52	289	289	289	0.09
362	Jan-20	Manvi	Kapaal	13423.20	13491.50	2000	0.26	0.25	261	261	261	958.74	261	261	261	0.25
363	Jan-20	Manvi	Soicamp	4784.20	4764.10	20000	0.40	0.38	418	418	418	913.64	418	418	418	0.38
364	Jan-20	Manvi	Rajalabanda	1995.90	1951.10	20000	0.90	0.85	543	543	543	1567.59	543	543	543	0.85
365	Jan-20	Manvi	Walkaminni	1446.40	1401.70	20000	0.89	0.85	995	995	995	853.97	995	995	995	0.85
366	Jan-20	Manvi	Gorkal	887.10	817.40	2000	0.14	0.13	314	314	314	421.75	314	314	314	0.13
367	Jan-20	Manvi	Hussainpur IP	26707.6	26363.2	1000	0.34	0.33	358	358	358	913.91	358	358	358	0.33
368	Jan-20	Manvi	Althoor IP	178335.7	177373.9	250	0.24	0.23	1094	1094	1094	208.80	1094	1094	1094	0.23
369	Jan-20	Manvi	Navalikal IP	16793	16779.8	20000	0.28	0.25	662	662	662	378.85	662	662	662	0.25
370	Jan-20	Manvi	Narabanda IP	MNR	MNR	2000	0.71	0.67	358	358	358	1884.08	358	358	358	0.67
371	Jan-20	Manvi	Kurkunda IP	1738.3	1348.1	1000	0.39	0.37	867	867	867	427.55	867	867	867	0.37
372	Jan-20	Manvi	Mallat IP	2077.2	1804.2	500	0.14	0.13	597	597	597	217.21	597	597	597	0.13



294

*Shrinivas*  
**Executive Engineer**  
**Regulatory Affairs**  
**Corporate Office,**  
**GESCOM, KALABURAGI**


Sl. No	Month	Name of Sub-Div	Name of segregated agricultural feeders in the subdivision	Initial energy meter reading in the feeder	Final energy meter reading in the feeder	Meter Constant	Monthly consumption in MU as recorded in all the agricultural feeders pertaining to the subdivision at the substations	Distribution loss (11KV line, DTC & LT line) & sales to other consumers if any in MU (losses in all the agri feeders in a subdiv to be considered)	Net consumption in MU duly deducting the Distribution loss (11KV line, DTC & LT line) & sales to other consumers if any,	Average consumption per IP per month (specific Cons/IP/Month)	Total no of IP sets in the subdivision			Total sales to IP sets in MU			
	1	2	3	3a	3b	3c	4=(3b-3a)*3c	5*	6=4-5	8=6/7c	7a	7b	7c=(7a+7b)/2	8a	8b	8c=(8a+8b)/2	10=8a*c
374	Jan-20	Sirwar	Machanur IP	76785.9	76441.3	666.7	0.23	0.01	0.22	192.50	1094	1094	1094	1094	1094	1094	0.22
375	Jan-20	Sirwar	Kallur IP	MNR	MNR	1000	1.30	0.07	1.24	1424.45	867	867	867	867	867	867	1.24
376	Jan-20	Deodurga	Chandankeri IP	5605	5543.5	10000	0.62	0.03	0.58	745.22	784	784	784	784	784	784	0.58
377	Jan-20	Deodurga	Gopalapur IP	31235.30	30944.90	1000	0.29	0.01	0.28	398.67	692	692	692	692	692	692	0.28
378	Jan-20	Deodurga	Akalkumpi	32783.16	32770.29	20000	0.26	0.01	0.24	352.35	694	694	694	694	694	694	0.24
379	Jan-20	Deodurga	Gola IP	21801.50	21571.40	2000	0.46	0.02	0.44	1361.96	321	321	321	321	321	321	0.44
380	Jan-20	Deodurga	H. Siddapur IP	5058.50	4994.40	2000	0.13	0.01	0.12	386.66	314	314	314	314	314	314	0.12
381	Jan-20	Deodurga	Chinchadi IP	1770.26	1756.11	20000	0.28	0.01	0.27	753.08	357	357	357	357	357	357	0.27
382	Jan-20	Deodurga	Mundaragi IP	MNR	20442.20	20000	0.70	0.04	0.67	1778.07	374	374	374	374	374	374	0.67
383	Jan-20	Deodurga	Kolhadodi IP	20494.40	20442.20	2000	0.10	0.01	0.10	265	265	265	265	265	265	265	0.10
384	Jan-20	Deodurga	K. Irabagera IP	7247.44	7227.11	20000	0.41	0.02	0.39	1576.61	245	245	245	245	245	245	0.39
385	Jan-20	Deodurga	Sunnadkali IP	2351.50	2305.30	2000	0.09	0.00	0.09	358.29	245	245	245	245	245	245	0.09
386	Jan-20	Deodurga	Sunkeshwarhal IP	26728.00	26182.90	1000	0.10	0.00	0.09	253.07	357	357	357	357	357	357	0.09
387	Jan-20	Deodurga	Madarkal IP	10365.38	10235.44	1000	0.13	0.01	0.12	328.31	376	376	376	376	376	376	0.12
388	Jan-20	Deodurga	Mallapur IP (Aikodi)	MNR	4395.70	2000	0.40	0.02	0.38	1938.78	196	196	196	196	196	196	0.38
389	Jan-20	Deodurga	Yalga IP	4532.90	4395.70	2000	0.27	0.01	0.26	880.68	296	296	296	296	296	296	0.26
390	Jan-20	Deodurga	Hirebudoor IP	1114.10	1044.10	2000	0.14	0.01	0.13	556.49	239	239	239	239	239	239	0.13
391	Jan-20	Deodurga	Kyadagera IP Set	MNR	1044.10	1000	0.45	0.02	0.43	1803.80	237	237	237	237	237	237	0.43
392	Jan-20	Deodurga	Mallapur IP Set	MNR	3387.47	20000	1.39	0.07	1.32	1902.74	694	694	694	694	694	694	1.32
393	Jan-20	Deodurga	Shivanagi IP Set	3408.98	3387.47	20000	0.43	0.02	0.41	1480.76	276	276	276	276	276	276	0.41
394	Jan-20	Deodurga	Manasagali IP	MNR	2000	2000	0.40	0.03	0.37	1510.17	354	354	354	354	354	354	0.37
395	Jan-20	Deodurga	Aishingi IP	MNR	2000	2000	0.42	0.02	0.40	1757.71	227	227	227	227	227	227	0.40
396	Jan-20	Deodurga	Benekal IP	5184.20	5093.10	2000	0.18	0.01	0.17	362	362	362	362	362	362	362	0.17
397	Jan-20	Deodurga	Kurki halli IP	9970.40	9849.50	2000	0.24	0.01	0.23	648.90	354	354	354	354	354	354	0.23
398	Jan-20	Deodurga	Kamalajini IP	361.97	351.20	20000	0.22	0.01	0.20	1044.03	196	196	196	196	196	196	0.20
399	Jan-20	Deodurga	Devargavada IP	4042.80	3889.90	2000	0.31	0.02	0.29	776.76	374	374	374	374	374	374	0.29
400	Jan-20	Deodurga	Kajjibandi IP	3415.00	3283.30	2000	0.26	0.01	0.25	460.13	543	543	543	543	543	543	0.25
401	Jan-20	Deodurga	Ganajali IP	5790.30	5579.90	2000	0.34	0.02	0.32	1264.69	256	256	256	256	256	256	0.32
402	Jan-20	Gangavathi	Raichur Total	48540.99	48658.03	2000	34.16	1.71	32.45	40733	40733	40733	40733	40733	40733	40733	32.45
403	Jan-20	Gangavathi	F-7 KESARATI	mtr faculty	mtr faculty	2000	0.23	0.01	0.22	728	728	728	728	728	728	728	0.22
404	Jan-20	Gangavathi	F-9 SIDDIKERI	mtr faculty	mtr faculty	2000	0.51	0.03	0.48	253	253	253	253	253	253	253	0.48
405	Jan-20	Gangavathi	F-12HANAVAR	62650.77	62774.55	2000	0.25	0.01	0.24	709	709	709	709	709	709	709	0.24
406	Jan-20	Gangavathi	F-13 DANAPUR	5160.9	5233.7	2000	0.15	0.01	0.14	498	498	498	498	498	498	498	0.14
407	Jan-20	Gangavathi	F-14 MUSTUR	mtr faculty	mtr faculty	20000	1.30	0.07	1.24	705	705	705	705	705	705	705	1.24
408	Jan-20	Gangavathi	F-15 HOSALLI	IDLE	IDLE	20000	0.38	0.02	0.36	194	194	194	194	194	194	194	0.36
409	Jan-20	Gangavathi	F-1 RAMBURNNEW	CT Burnt	CT Burnt	2000	1.25	0.06	1.19	666	666	666	666	666	666	666	1.19
410	Jan-20	Gangavathi	F-4 HULIHAIDAR	Meter Burnton20/10 /13	Meter Burnton20/10 /13	2000	0.66	0.03	0.63	1318.78	474	474	474	474	474	474	0.63
411	Jan-20	Gangavathi	F-7 SULEKAL	62.7	70.37	20000	0.78	0.04	0.74	435	435	435	435	435	435	435	0.74
412	Jan-20	Gangavathi	F-8 MUSALAPUR	37750.2	37815.6	2000	0.15	0.01	0.15	485	485	485	485	485	485	485	0.15
413	Jan-20	Gangavathi	F-1 AGOLI	35427.2	35571	2000	0.13	0.01	0.12	646	646	646	646	646	646	646	0.12
414	Jan-20	Gangavathi	F-2 HEMAGUDDA	39050.2	39166.1	2000	0.29	0.01	0.27	649	649	649	649	649	649	649	0.27
415	Jan-20	Gangavathi	F-4 ARHAL	5382.6	5460.4	4000	0.31	0.02	0.29	367	367	367	367	367	367	367	0.29
416	Jan-20	Gangavathi	F7-Hempasudurga	18235.6	18571.5	2000	0.67	0.03	0.64	340	340	340	340	340	340	340	0.64
417	Jan-20	Gangavathi	F9-Camel	NO METER	NO METER	0	0.43	0.02	0.41	273	273	273	273	273	273	273	0.41
418	Jan-20	Gangavathi	F-1 Som Sagar	11359.77	11580.05	2000	0.44	0.02	0.42	360	360	360	360	360	360	360	0.42
419	Jan-20	Gangavathi	F-2 Chikmadinal	11831.62	11989.28	2000	0.32	0.02	0.30	208	208	208	208	208	208	208	0.30
420	Jan-20	Gangavathi	F4 Hudejalli-F4	862.7	1058	2000	0.39	0.02	0.37	370	370	370	370	370	370	370	0.37
421	Jan-20	Gangavathi	F-5 Muslapur-I	1889.41	18831.67	2000	0.48	0.02	0.46	397	397	397	397	397	397	397	0.46
422	Jan-20	Gangavathi	F1 Arnegundi	6972.2	6993	2000	0.14	0.01	0.13	300	300	300	300	300	300	300	0.13
423	Jan-20	Gangavathi	F-5 Mallapur	2386.6	2676.6	666.667	0.19	0.01	0.18	262	262	262	262	262	262	262	0.18
424	Jan-20	Gangavathi	F-2 KOTIAHICAMP	264862.6	265348.4	2000	0.97	0.05	0.92	408	408	408	408	408	408	408	0.92
425	Jan-20	KARATAGI	F-5 Mylapura	52277.8	53144.7	2000	0.33	0.02	0.32	202	202	202	202	202	202	202	0.32



295  
 Executive Engineer  
 Regulatory Affairs  
 Corporate Office,  
 GESCOM, KALABURAGI




Sl.No	Month	Name of Sub-Div	Name of segregated agricultural feeders in the subdivision	Initial energy meter reading in the feeder	Final energy meter reading in the feeder	Meter Constant	Monthly consumption in MU as recorded in all the agricultural feeders pertaining to the subdivision at the substations	Distribution loss (11KV line, DTC & LT line) & sales to other consumers if any in MU feeders in a sub-div to be considered	Net consumption in MU duly deducting the Distribution loss (11KV line, DTC & LT line) & sales to other consumers if any.	No. of IP sets connected to the agri			Average consumption per IP per month (specific Cons/IP/Month)	Total no of IP sets in the subdivision			Total sales to IP sets MU
										7a	7b	7c=(7a+7b)/2		8a-6/7c	9a	9b	
477	Jan-20	RSD, Hosapete	F-7 P.K.Halli	4797.80	4854.40	2000	0.11	0.01	0.11	201	201	201	535.02	207	207	207	0.11
478	Jan-20	RSD, Hosapete	F3-V.KERE	1062.81	1073.38	20000	0.21	0.01	0.20	126	126	126	1593.89	126	126	126	0.20
479	Jan-20	RSD, Hosapete	F5 Nanadi Bandi	12244.30	12328.14	2000	0.17	0.01	0.16	152	152	152	1048.00	152	152	152	0.16
480	Jan-20	RSD, Hosapete	F6-C.HATTI	18028.13	18153.26	2000	0.25	0.01	0.24	150	150	150	1584.98	150	150	150	0.24
481	Jan-20	RSD, Hosapete	F8-NAGALAPURA	18042.91	18150.39	2000	0.21	0.01	0.20	230	230	230	887.88	230	230	230	0.20
482	Jan-20	RSD, Hosapete	F1 DEVASAMUDRA	26727.61	26829.06	3000	0.30	0.02	0.29	240	240	240	1204.72	240	240	240	0.29
483	Jan-20	RSD, Hosapete	F5 JANOOR	9901.90	9963.30	3000	0.18	0.01	0.17	245	245	245	714.24	245	245	245	0.19
484	Jan-20	RSD, Hosapete	F7 Sanabura	2512.29	2519.62	20000	0.15	0.01	0.14	210	210	210	663.19	210	210	210	0.14
485	Jan-20	RSD, Hosapete	F8 KI Pura	18345.00	18485.70	2000	0.28	0.01	0.27	204	204	204	1310.44	204	204	204	0.27
486	Jan-20	RSD, Hosapete	F9 MUSTUR GHAT	42858.62	42914.90	2000	0.11	0.01	0.11	140	140	140	763.80	140	140	140	0.11
487	Jan-20	RSD, Hosapete	F10 KN Camp	238.90	284.60	2000	0.09	0.03	0.09	160	160	160	542.69	160	160	160	0.09
488	Jan-20	RSD, Hosapete	F2-Sanapur		MNR		0.55	0.00	0.52	280	280	280	1864.07	280	280	280	0.52
489	Jan-20	RSD, Hosapete	F-3-Itigi		MNR		0.38	0.02	0.36	257	257	257	1404.67	257	257	257	0.36
490	Jan-20	RSD, Hosapete	F-5 Mannur camp	22374.10	22624.70	2000	0.50	0.03	0.48	226	226	226	2106.81	226	226	226	0.48
491	Jan-20	RSD, Hosapete	F-6 Muddapur	25071.10	25326.70	2000	0.51	0.03	0.49	235	235	235	2066.55	235	235	235	0.49
492	Jan-20	RSD, Hosapete	F-7 Shankara Acharya river bed		MNR		0.47	0.02	0.45	253	253	253	1764.82	253	253	253	0.45
493	Jan-20	RSD, Hosapete	F5 Ramosagara	1.26	11.33	30000	0.30	0.02	0.29	332	332	332	864.44	332	332	332	0.29
494	Jan-20	RSD, Hosapete	F4 Belagadhal	5414.70	5435.60	20000	0.42	0.00	0.40	580	580	580	684.66	580	580	580	0.40
495	Jan-20	RSD, Hosapete	F1 Mavinahalli	2382434.00	2386475.00	20	0.08	0.02	0.08	263	263	263	291.94	263	263	263	0.08
496	Jan-20	RSD, Hosapete	F3 Jowk	165.40	271.20	2000	0.21	0.00	0.20	350	350	350	574.34	350	350	350	0.20
497	Jan-20	RSD, Hosapete	F4 Devalapura	3288.80	3294.20	2000	0.01	0.00	0.01	291	291	291	35.26	291	291	291	0.01
498	Jan-20	RSD, Hosapete	F6 Upparahalli	367.14	393.07	20000	0.52	0.03	0.49	485	485	485	1015.81	485	485	485	0.49
499	Jan-20	RSD, Hosapete	F7 Nagarahalli	2398.64	2415.09	15000	0.22	0.01	0.21	407	407	407	505.93	407	407	407	0.21
500	Jan-20	RSD, Hosapete	F7 B.V.GERE	6693.07	6698.78	30000	0.17	0.01	0.16	408	408	408	398.86	408	408	408	0.16
501	Jan-20	RSD, Hosapete	F8 Kallahalli	495672.00	495711.00	200	0.25	0.01	0.24	1240	1240	1240	189.85	1240	1240	1240	0.24
502	Jan-20	RSD, Hosapete	F-8 Kurekappa		Assessed Consumption		0.45	0.02	0.43	370	370	370	1155.41	370	370	370	0.43
503	Jan-20	Hadagalli	F-1 Shivapura	4758.65	4764.83	30000	0.19	0.01	0.18	254	254	254	693.43	254	254	254	0.18
504	Jan-20	Hadagalli	F-3 Kambli	4279.97	4276.31	30000	0.19	0.01	0.18	253	253	253	714.19	253	253	253	0.18
505	Jan-20	Hadagalli	F-4 N.B.Pura	3873.19	3874.53	30000	0.04	0.00	0.04	252	252	252	151.55	252	252	252	0.04
506	Jan-20	Hadagalli	F-5 Ralawala	4468.78	4471.34	30000	0.08	0.00	0.07	466	466	466	156.57	466	466	466	0.07
507	Jan-20	Hadagalli	F-10 Halkandi	3639.25	3647.14	30000	0.24	0.01	0.22	224	224	224	1003.86	224	224	224	0.22
508	Jan-20	Hadagalli	F-11 Mudenur	2569.10	2576.27	30000	0.22	0.01	0.20	405	405	405	504.56	405	405	405	0.20
509	Jan-20	Hadagalli	F4 Holagundi	4367.18	4481.64	20000	0.23	0.01	0.22	461	461	461	471.74	461	461	461	0.22
510	Jan-20	Hadagalli	F3 Dasarahalli Thanda	66.48	79.06	20000	0.25	0.01	0.24	560	560	560	426.82	560	560	560	0.24
511	Jan-20	Hadagalli	F-2 Magala river bed				0.48	0.02	0.46	245	245	245	1861.22	245	245	245	0.46
512	Jan-20	Hadagalli	F-3 Kalihal	25309.56	25314.01	20	0.01	0.00	0.01	195	195	195	62.85	195	195	195	0.01
513	Jan-20	Hadagalli	F-4 Beerabbi	23658.30	237020.6	20	0.09	0.00	0.08	307	307	307	270.83	307	307	307	0.08
514	Jan-20	Hadagalli	F-6 Masalawada				0.55	0.03	0.52	351	351	351	1488.60	351	351	351	0.54
515	Jan-20	Hadagalli	F3 Ayyanahalli	9255.37	9308.8	20000	0.11	0.01	0.10	245	245	245	414.36	245	245	245	0.10
516	Jan-20	Hadagalli	F2 Magal	8252.28	8277.65	20000	0.51	0.03	0.48	262	262	262	1839.81	262	262	262	0.48
517	Jan-20	Hadagalli	F4 Hosahalli	6729.63	6765.22	20000	0.07	0.00	0.07	112	112	112	403.76	112	112	112	0.07
518	Jan-20	Hadagalli	F-2 Talakitu	31303.4	31457.7	1000	0.15	0.01	0.15	322	322	322	455.23	322	322	322	0.15
519	Jan-20	Hadagalli	F-4 Kenchammahalli	4641.07	4686.07	20000	0.09	0.00	0.09	229	229	229	373.36	229	229	229	0.09
520	Jan-20	Hadagalli	F-6 Uftangl	30972.4	31067.5	20000	0.19	0.01	0.18	665	665	665	271.71	665	665	665	0.18
521	Jan-20	Hadagalli	F-7 Iligi	25663.5	25707.3	10000	0.44	0.02	0.42	327	327	327	1272.48	327	327	327	0.42
522	Jan-20	Hadagalli	F-2 Haravi	5386.4	5404.4	20000	0.36	0.02	0.34	600	600	600	570.00	600	600	600	0.34
523	Jan-20	Hadagalli	F-3 Kuruvathi	5389.2	5468.3	20000	0.16	0.01	0.15	455	455	455	330.31	455	455	455	0.15
524	Jan-20	Hadagalli	F-4 Mylara 1	2256.9	2294.4	20000	0.75	0.04	0.71	597	597	597	1193.47	597	597	597	0.71
525	Jan-20	Hadagalli	F-5 Mylara 2	797.3	803.6	20000	0.01	0.00	0.01	435	435	435	27.52	435	435	435	0.01
526	Jan-20	Hadagalli	F-2 Dombrahalli	4274.9	4351.2	20000	0.15	0.01	0.14	337	337	337	430.18	337	337	337	0.14
527	Jan-20	Hadagalli	F-10 Holalu	3088.2	3104	20000	0.07	0.00	0.07	412	412	412	165.10	412	412	412	0.07
528	Jan-20	Hadagalli	F-11 Holalu Riverbed	5095.8	5105.3	20000	0.19	0.01	0.18	185	185	185	975.68	185	185	185	0.18
529	Jan-20	Hadagalli	F-6 Banyani(I)	41551.3	41837.5	500	0.14	0.01	0.14	245	245	245	554.88	245	245	245	0.14
530	Jan-20	Hadagalli	F-2 Kalvi(E&W)	31159.3	31192.1	2000	0.07	0.00	0.06	308	308	308	202.34	308	308	308	0.06



292  
 Executive Engineer  
 Regulatory Affairs  
 Corporate Office,  
 GESCOM, KALABURAGI




Sl.No	Month	Name of Sub-Div	Name of segregated agricultural feeders in the subdivision	Initial energy meter reading in the feeder	Final energy meter reading in the feeder	Meter Constant	Monthly consumption in MU as recorded in all the agricultural feeders pertaining to the subdivision at the substations	Distribution loss (LTKV line, DTC & LT line) & sales to other consumers if any in MU (losses in all the agri feeders in a sub-div to be considered)	Net consumption in MU duly deducting the Distribution loss (LTKV line, DTC & LT line) & sales to other consumers if any.	No. of IP sets connected to the agri				Average consumption per IP per month (specific Cons/IP/Month)	Total no of IP sets in the subdivision		
										7a	7b	7c=(7a+7b)/2	8=6/7c		9a	9b	9c=(9a+9b)/2
531	Jan-20	Hadagali	F-1 Pura	20565.1	21049.7	3c	4=(3b-3c)/3c	5*	6=4-5	7a	7b	7c=(7a+7b)/2	8=6/7c	9a	9b	9c=(9a+9b)/2	10=8*9c
532	Jan-20	Hadagali	F-2 S.V.Halli	608.14	744.68	2000	0.24	0.01	0.23	412	412	412	588.70	412	412	412	0.23
533	Jan-20	Hadagali	F-1 Budhoor	6574.1	6620.9	200	0.01	0.00	0.01	355	355	355	730.78	355	355	355	0.26
534	Jan-20	Hadagali	F-2 Kattibemuru	47187	47222	600	0.02	0.00	0.02	299	299	299	29.74	299	299	299	0.01
535	Jan-20	Hadagali	F-3 Hyarada			1000	0.47	0.02	0.45	344	344	344	57.99	344	344	344	0.02
536	Jan-20	Hadagali	F-4 Makarabbi			200	0.55	0.03	0.52	588	588	588	759.35	588	588	588	0.45
537	Jan-20	Hadagali	F-8 Holalu	7847.2	7879.1	2000	0.06	0.00	0.06	239	239	239	2186.19	239	239	239	0.52
538	Jan-20	Hadagali	F-10 Banimatti			2000	0.65	0.03	0.62	258	258	258	234.92	258	258	258	0.06
539	Jan-20	Hadagali	F2 - LINGANAYAKANA HALLI IP	752.9	843.7	2000	0.18	0.01	0.17	232	232	232	2661.64	232	232	232	0.62
540	Jan-20	Hadagali	F3 - MALLADAMMA KOPPALA IP	365	393.4	2000	0.06	0.00	0.05	158	158	158	341.52	158	158	158	0.05
541	Jan-20	Hadagali	F4 - HARVI BRIDGE IP	464.3	498.6	2000	0.07	0.00	0.07	110	110	110	592.45	134	134	134	0.08
542	Jan-20	Hadagali	F3-Badalaraku	100401	100741.8	500	0.17	0.01	0.16	375	375	375	431.68	375	375	375	0.16
543	Jan-20	Kudligi	F4-Gudekote-K	3119.5	3128.18	15000	0.13	0.01	0.12	576	576	576	214.74	576	576	576	0.12
544	Jan-20	Kudligi	F6-H.B.Halli	9665.14	9866.37	2000	0.40	0.02	0.38	348	348	348	1098.67	465	465	465	0.51
545	Jan-20	Kudligi	F7-Shivapura	2271.36	2283.15	20000	0.24	0.01	0.22	593	593	593	377.76	593	593	593	0.22
546	Jan-20	Kudligi	F8-Thimmalapura	26555.9	26643.3	2000	0.17	0.01	0.17	276	276	276	601.67	276	276	276	0.17
547	Jan-20	Kudligi	F9-Golapura	44941.4	45037.5	2000	0.19	0.01	0.18	176	176	176	1037.44	176	176	176	0.18
548	Jan-20	Kudligi	F2-M.N.Halli	3036.84	3042.09	30000	0.16	0.01	0.15	502	502	502	298.06	502	502	502	0.15
549	Jan-20	Kudligi	F2-M.N.Halli	2577.03	2583.5	30000	0.19	0.01	0.18	575	575	575	320.69	575	575	575	0.15
550	Jan-20	Kudligi	F6-K.Ayyanahalli	4225.94	4300.53	3000	0.22	0.01	0.21	607	607	607	350.22	607	607	607	0.21
551	Jan-20	Kudligi	F7-Rampura	550.93	561.31	20000	0.21	0.01	0.20	521	521	521	378.54	521	521	521	0.20
552	Jan-20	Kudligi	F8-Chiribi	182106.1	182998.2	20	0.18	0.01	0.17	285	285	285	594.73	285	285	285	0.17
553	Jan-20	Kudligi	F2-Nimbalegeri	24356.6	24417.2	2000	0.12	0.01	0.12	176	176	176	654.20	176	176	176	0.12
554	Jan-20	Kudligi	F3-Ujiri	17900.1	18004.3	2000	0.21	0.01	0.20	387	387	387	511.58	387	387	387	0.20
555	Jan-20	Kudligi	F4-Isalhalli	15950.1	16006.1	2000	0.11	0.01	0.11	265	265	265	398.64	265	265	265	0.11
556	Jan-20	Kudligi	F5-Kalapura	11771.3	11903.5	2000	0.26	0.01	0.25	497	497	497	505.39	497	497	497	0.25
557	Jan-20	Kudligi	F6-Gangaratta	6791	6869.1	2000	0.16	0.01	0.15	286	286	286	518.85	286	286	286	0.15
558	Jan-20	Kudligi	F1-Chirihogunda	49981.5	50190.8	666.67	0.14	0.01	0.13	543	543	543	444.12	543	543	543	0.13
559	Jan-20	Kudligi	F2-Thavakannahalli	12590.05	12692.82	2000	0.21	0.01	0.20	369	369	369	529.17	369	369	369	0.20
560	Jan-20	Kudligi	F3-Huruthal	16001.45	16085.08	2000	0.17	0.01	0.16	410	410	410	387.55	410	410	410	0.16
561	Jan-20	Kudligi	F4-Siddapura	4097.89	4104.83	20000	0.14	0.01	0.13	324	324	324	406.98	324	324	324	0.13
562	Jan-20	Kudligi	F7-Harakabhavi	20939.3	21027.3	2000	0.18	0.01	0.17	502	502	502	333.07	502	502	502	0.17
563	Jan-20	Kudligi	F8-Makamadaku	3523.64	3529.94	20000	0.13	0.01	0.12	347	347	347	344.96	347	347	347	0.12
564	Jan-20	Kudligi	F9-Bhimasamudra	4096.73	4105.84	20000	0.18	0.01	0.17	640	640	640	270.45	640	640	640	0.17
565	Jan-20	Kudligi	F1-Jimadapura	10624.5	10692.9	2000	0.14	0.01	0.13	328	328	328	396.22	340	340	340	0.13
566	Jan-20	Kudligi	F2-B.Tguddi	280.92	280.92	20000	0.29	0.01	0.28	199	199	199	1384.42	199	199	199	0.28
567	Jan-20	Kudligi	F4-Pulrahalli	19509.7	19601	2000	0.18	0.01	0.17	272	272	272	637.76	272	272	272	0.17
568	Jan-20	Kudligi	F6-Hulikeri	14968.5	15009.6	2000	0.08	0.00	0.08	323	323	323	241.76	323	323	323	0.08
569	Jan-20	Kudligi	F7-Kanamadugu	461.15	470.2	20000	0.18	0.01	0.17	392	392	392	438.65	392	392	392	0.17
570	Jan-20	Kudligi	F8-H.K.Kunte	8065.1	8150.8	2000	0.17	0.01	0.16	184	184	184	884.95	184	184	184	0.16
571	Jan-20	Kudligi	F1-Amalapura	162039	162039	166.7	0.20	0.01	0.19	102	102	102	1862.75	102	102	102	0.19
572	Jan-20	Kudligi	F2-Banavikallu-B	15501.03	15607.97	2000	0.21	0.01	0.20	234	234	234	868.32	234	234	234	0.20
573	Jan-20	Kudligi	F-4 Kanchohanahalli	2623.97	2656	2000	0.06	0.00	0.06	129	129	129	471.76	129	129	129	0.06
574	Jan-20	Kudligi	F-1 Kasapura	28222.7	28326.6	2000	0.21	0.01	0.20	262	262	262	753.47	262	262	262	0.20
575	Jan-20	Kudligi	F2-G.B.Halli	27761.5	27853.1	2000	0.18	0.01	0.17	347	347	347	501.56	347	347	347	0.17
576	Jan-20	Kudligi	F-5 Rayapura	10318.89	10422.21	2000	0.21	0.01	0.20	364	364	364	539.31	364	364	364	0.20
577	Jan-20	Kudligi	F-8 Gudokote			2000	0.70	0.04	0.67	467	467	467	1423.98	467	467	467	0.71
578	Jan-20	H. B. Halli	F-1 SOBATI	35317.3	35490.1	1000	0.17	0.01	0.16	202	202	202	812.67	202	202	202	0.16
579	Jan-20	H. B. Halli	F-2 HG HALLI	44980	45127.5	1000	0.15	0.01	0.14	372	372	372	376.68	372	372	372	0.14
580	Jan-20	H. B. Halli	F-3 BG HALLI	33324.11	33369.64	3000	0.14	0.01	0.13	496	496	496	261.61	496	496	496	0.13
581	Jan-20	H. B. Halli	F-4 T.B.Halli	3684.92	3700.99	30000	0.48	0.02	0.46	298	298	298	1536.90	298	298	298	0.46
582	Jan-20	H. B. Halli	F-6 MALVI	12405.4	12444.3	3000	0.12	0.01	0.11	472	472	472	234.88	472	472	472	0.11
583	Jan-20	H. B. Halli	F-7 MORIGERE	23362	23362	2000	0.55	0.03	0.52	467	467	467	1118.84	467	467	467	0.52


  
 GOVT. OF INDIA  
 Dist. KALABURAGI  
 Reg. No. 12486  
 Ex. Dt. 10-1-2022


298  
 Executive Engineer  
 Regulatory Affairs  
 Corporate Office,  
 GESCOM, KALABURAGI

Sl. No	Month	Name of Sub-Div	Name of segregated agricultural feeders in the subdivision	Initial energy meter reading in the feeder	Final energy meter reading in the feeder	Meter Constant	Monthly consumption in MU as recorded in all the agricultural feeders pertaining to the subdivision at the substations	Distribution loss (11KV line, DTC & LT line) & sales to other consumers if any in MU (losses in all the agricultural feeders in a sub-division to be considered)	Net consumption in MU duly deducting the Distribution loss (11KV line, DTC & LT line) & sales to other consumers if any.	No. of IP sets connected to the agricultural				Total no of IP sets in the subdivision			
										7a	7b	7c=(7a+7b)/2	Average consumption per IP per month (specific Cons/IP/Month)	Beginning of the month	Service at the end of the month	Mid-month	8=(7a+7c)/2
584	Jan-20	H. B. Halli	F-8 HP SAGAR	52544.7	52612.9	3c	0.07	0.00	0.06	409	409	409	158.41	409	409	409	0.06
585	Jan-20	H. B. Halli	F-9 DASHAMPURA	40383.74	40697.48	3000	0.34	0.02	0.32	366	366	366	895.68	366	366	366	0.32
586	Jan-20	H. B. Halli	F-10 BENAKAL	33779.7	33978	1000	0.20	0.01	0.19	263	263	263	716.29	263	263	263	0.19
587	Jan-20	H. B. Halli	F-1 HAMPAPATINA	12356.80	12443.7	2000	0.37	0.02	0.36	791	791	791	448.94	791	791	791	0.36
588	Jan-20	H. B. Halli	F-2 ANKASAMUDRA	16164.4	16242.16	2000	0.19	0.01	0.18	283	283	283	627.07	283	283	283	0.18
589	Jan-20	H. B. Halli	F-3 UP HALLI	3111.57	3120.91	20000	0.15	0.01	0.14	521	521	521	265.53	521	521	521	0.14
590	Jan-20	H. B. Halli	F-4 VARADAPURA	46712.44	46785.25	2000	0.30	0.02	0.29	359	359	359	799.75	359	359	359	0.29
591	Jan-20	H. B. Halli	F-6 Mergibihalli	33489.29	33640.4	2000	0.29	0.01	0.27	119	119	119	2295.97	119	119	119	0.27
592	Jan-20	H. B. Halli	F-7 PINJAR HEGDAL	5972.33	5986.71	20000	0.31	0.02	0.29	409	409	409	709.18	409	409	409	0.29
593	Jan-20	H. B. Halli	TB F-1 MUTKUR	35288.23	35364.56	4000	0.10	0.00	0.09	139	139	139	676.62	139	139	139	0.09
594	Jan-20	H. B. Halli	F-2 BANNIGOLA	3840.72	3845.67	20000	0.11	0.01	0.10	415	415	415	247.00	415	415	415	0.10
595	Jan-20	H. B. Halli	F-4 BASARAKODU	38333.2	38441.1	1000	0.34	0.02	0.32	388	388	388	835.17	388	388	388	0.32
596	Jan-20	H. B. Halli	F-5 BANNIKAL	81799.6	82140.7	1000	0.33	0.02	0.31	477	477	477	648.07	477	477	477	0.31
597	Jan-20	H. B. Halli	F-6 TB HALLI	3958	4120.7	20000	0.21	0.01	0.20	168	168	168	1182.98	168	168	168	0.20
598	Jan-20	H. B. Halli	F-7 KRISHNAPURA	4497.24	4507.7	20000	0.41	0.02	0.39	109	109	109	3573.39	109	109	109	0.39
599	Jan-20	H. B. Halli	F11 Mathada	19271.17	19482.87	2000	0.42	0.02	0.40	300	300	300	1741.67	300	300	300	0.40
600	Jan-20	H. B. Halli	F-1 HANSI	18050.08	18050.08	2000	0.55	0.03	0.52	366	366	366	448.11	366	366	366	0.52
601	Jan-20	H. B. Halli	F-2 K.N.HALLI	12954.46	13040.78	2000	0.17	0.01	0.16	101	101	101	1693.07	101	101	101	0.16
602	Jan-20	H. B. Halli	F4 ANEKALLI	5738.55	5738.55	2000	0.18	0.01	0.17	203	203	203	1072.99	203	203	203	0.17
603	Jan-20	H. B. Halli	F5 NANYAPURA	7039.17	7153.81	2000	0.23	0.01	0.22	267	267	267	2419.48	267	267	267	0.22
604	Jan-20	H. B. Halli	F-6 Upasagatta	6009.71	6009.71	2000	0.48	0.03	0.45	280	280	280	328.43	280	280	280	0.45
605	Jan-20	H. B. Halli	F7 P B Halli	13661.8	13710.2	2000	0.10	0.00	0.09	149	149	149	577.65	149	149	149	0.09
606	Jan-20	H. B. Halli	F-1 Jabbar	10903.10	10948.40	2000	0.10	0.00	0.09	149	149	149	577.65	149	149	149	0.09
607	Jan-20	H. B. Halli	F2 Ambli	20418.50	20466.20	2000	0.10	0.00	0.09	177	177	177	783.62	177	177	177	0.09
608	Jan-20	H. B. Halli	F-3 K.K. THANDA	2384.2	2393.2	2000	0.15	0.01	0.14	316	316	316	256.74	316	316	316	0.14
609	Jan-20	H. B. Halli	F-4 KOGALI	1394.9	1439.6	2000	0.09	0.00	0.08	423	423	423	705.65	423	423	423	0.08
610	Jan-20	H. B. Halli	F-1 Montgere	16677.6	16834.7	2000	0.31	0.02	0.30	167	167	167	842.26	167	167	167	0.30
611	Jan-20	H. B. Halli	F-3 GADDIKERE	60419.45	60493.48	20	0.15	0.01	0.14	317	317	317	609.56	317	317	317	0.14
612	Jan-20	H. B. Halli	F-4 Sonna	744.7	846.4	2000	0.20	0.01	0.19	413	413	413	119.61	413	413	413	0.19
613	Jan-20	H. B. Halli	F-9 Uvatti IP	38156.3	38182.3	2000	0.05	0.00	0.05	125	125	125	1786.00	125	125	125	0.05
614	Jan-20	H. B. Halli	F-9 KOGALI (ITIGI)	26819.4	26936.9	2000	0.24	0.01	0.22	346	346	346	290.49	346	346	346	0.22
615	Jan-20	H. B. Halli	F-4 H.P.SAGAR	1052.62	1057.91	20000	0.11	0.01	0.10	218	218	218	825.37	218	218	218	0.10
616	Jan-20	H. B. Halli	F-5 NAGALAPURA	869.03	878.5	20000	0.19	0.01	0.18	332	332	332	376.57	332	332	332	0.18
617	Jan-20	H. B. Halli	F8 Bannikallu	681.7	747.5	2000	0.13	0.01	0.12	181	181	181	1168.34	181	181	181	0.12
618	Jan-20	H. B. Halli	F2 Basavanna IP	769.5	880.8	2000	0.22	0.01	0.21	47382	47382	47382	661.55	47382	47382	47382	0.21
619	Jan-20	H. B. Halli	F4 Hagarri kvadigahalli IP	145	145	2000	0.22	0.01	0.21	47382	47382	47382	661.55	47382	47382	47382	0.21
620	Jan-20	RSD	F-32 Belagal	16762.0	16959.3	1000	0.20	0.01	0.19	630	630	630	297.52	630	630	630	0.19
621	Jan-20	RSD	F-4 Y Budihal	9359.96	9474.81	2000	0.23	0.01	0.22	642	642	642	339.90	642	642	642	0.22
622	Jan-20	RSD	F-18D Halli	4029.54	4039.21	20000	0.19	0.01	0.18	638	638	638	287.98	638	638	638	0.18
623	Jan-20	RSD	F-2 Masidipura	3992.73	4003.33	20000	0.21	0.01	0.20	630	630	630	319.68	630	630	630	0.20
624	Jan-20	RSD	F-4 moka/Shivapura IP	3897.68	3899.68	20000	0.80	0.04	0.76	435	435	435	1747.13	435	435	435	0.76
625	Jan-20	RSD	F-13 basarakode 1	22223.20	2231.40	2000	0.22	0.01	0.21	473	473	473	434.63	473	473	473	0.21
626	Jan-20	RSD	F2 Jalihal	5768.61	5824.81	2000	0.11	0.01	0.10	296	296	296	360.74	296	296	296	0.10
627	Jan-20	RSD	F-3 Hosa Yencagudi	3408.24	3489.89	2000	0.16	0.01	0.16	392	392	392	493.86	392	392	392	0.16
628	Jan-20	RSD	F2 Guadatur	2263.39	2305.2	2000	0.08	0.00	0.08	275	275	275	493.86	275	275	275	0.08
629	Jan-20	RSD	F3 Handihal IP Sef	3008.13	3079.61	2000	0.14	0.01	0.14	275	275	275	493.86	275	275	275	0.14
630	Jan-20	RSD	F5 Channal/gududur	3026.6	3079.06	2000	0.10	0.01	0.10	326	326	326	305.75	326	326	326	0.10
631	Jan-20	RSD	F1 D.Kagal	1259.41	1313.02	2000	0.11	0.01	0.10	366	366	366	278.80	366	366	366	0.10
632	Jan-20	RSD	F2 Somamudra	18387.16	18476.08	2000	0.18	0.01	0.17	258	258	258	654.84	258	258	258	0.17
633	Jan-20	RSD	F4 Konlagundi	14811.60	14887.37	2000	0.15	0.01	0.14	250	250	250	575.85	250	250	250	0.14
634	Jan-20	RSD	F-5 Asundi	6708.42	6770.5	2000	0.12	0.01	0.12	451	451	451	261.53	451	451	451	0.12
635	Jan-20	RSD	F-62 Rupanagudi	6211.88	6211.88	2000	0.25	0.01	0.24	522	522	522	1946.72	522	522	522	0.24
636	Jan-20	RSD	F-2 Chaganur	17830.29	17897.88	2000	0.14	0.01	0.13	522	522	522	246.02	522	522	522	0.13
637	Jan-20	RSD	F-5 Hagarri rural	14119.72	14223.80	2000	0.21	0.01	0.20	463	463	463	435.32	463	463	463	0.20



299  
 Executive Engineer  
 Regulatory Affairs  
 Corporate Office,  
 GESCOM, KALABURAGI

Sl. No	Month	Name of Sub-Div	Name of segregated agricultural feeders in the subdivision	Initial energy meter reading in the feeder	Final energy meter reading in the feeder	Meter Constant	Monthly consumption in MU as recorded in all the agricultural feeders pertaining to the subdivision at the substations	Distribution loss (11KV line, DTC & LT line) & sales to other consumers if any in MU (losses in all the agri. feeders in a subdv. to be considered)	Net consumption in MU daily deducting the Distribution loss (11KV line, DTC & LT line) & sales to other consumers if any.	No. of IP sets connected to the agri				Total no of IP sets in the subdivision			Total sales to IP sets MU	
										7a	7b	7c(7a+7b)	Average consumption per IP per month (specific Cons/IP/Month)	Beginning of the month	Served at the month	Mid-month		9a
	1	2	3	3a	3b	3c	4=(3b-3c)/3c	5*	6=4-5	7a	7b	7c(7a+7b)	8=6/7c	9a	9b	9c(9a+9b)	10=9c/8	
638	Jan-20	RSD	F-2 Kenkhal	18205.5	18205.5	2000	0.37	0.02	0.35	316	316	316	1112.34	316	317	317	0.35	
639	Jan-20	RSD	F-3 Kalkamba	2712.0	2719.8	20000	0.16	0.01	0.15	475	475	475	311.20	475	476	476	0.15	
640	Jan-20	RSD	F-5 Sindagi	366.4	372.1	20000	0.25	0.01	0.24	467	467	467	515.89	467	468	468	0.24	
641	Jan-20	RSD	F-6IP Seragul	307.8	326.3	20000	0.37	0.02	0.35	439	439	439	801.55	439	440	440	0.35	
642	Jan-20	RSD	F-7 Bardonahalli	8846.2	8979.8	20000	0.27	0.01	0.26	343	343	343	739.89	343	344	344	0.26	
643	Jan-20	RSD	F-11 Chitlignahal	355.3	377.9	1000	0.02	0.00	0.02	278	278	278	65.83	278	279	279	0.02	
644	Jan-20	RSD	F-1 Gulliganur	22444.94	22482.15	20000	0.67	0.03	0.63	419	419	419	1513.20	419	420	420	0.63	
645	Jan-20	RSD	F-2 Somelapur	9508.99	9542.36	20000	0.13	0.01	0.12	323	323	323	376.65	323	324	324	0.12	
646	Jan-20	RSD	F-4 Muddapur	19363.96	19477.99	20000	0.11	0.01	0.10	329	329	329	802.16	329	330	330	0.10	
647	Jan-20	RSD	F-6 Nelludi	32247.34	32304.63	20000	0.28	0.01	0.27	136	136	136	3608.60	136	137	137	0.27	
648	Jan-20	RSD	F-1 Daroli	29543.80	29821.60	10000	0.52	0.03	0.49	80	80	80	615.00	80	81	81	0.49	
649	Jan-20	RSD	F2 No2 Muddapur	5001.4	5259.7	20000	0.06	0.00	0.05	0.05	80	80	80	615.00	80	81	81	0.05
650	Jan-20	RSD	F5-Rupnagudi	93.4	121.4	20000	0.30	0.02	0.29	686	686	686	418.50	686	687	687	0.29	
651	Jan-20	SANDUR	F-5 Ramaghad	456.07	471.18	20000	0.10	0.01	0.09	567	567	567	148.22	567	568	568	0.09	
652	Jan-20	SANDUR	F-2 Bhujanganagar	2708.37	2713.42	20000	0.10	0.01	0.09	623	623	623	1448.64	623	624	624	0.09	
653	Jan-20	SANDUR	F-1 Kalinger	6998.65	6998.65	20000	0.95	0.05	0.90	531	531	531	2325.80	531	532	532	0.90	
654	Jan-20	SANDUR	F-7 Bomraghatta	1024.28	1024.28	20000	0.41	0.02	0.39	647	647	647	604.95	647	648	648	0.39	
655	Jan-20	SANDUR	F-8 Nidugurthi	280.67	301.27	20000	0.31	0.02	0.29	133	133	133	2212.86	133	134	134	0.29	
656	Jan-20	SANDUR	F-9 Taranganara	5086.96	5102.45	20000	0.36	0.02	0.34	445	445	445	758.72	445	446	446	0.34	
657	Jan-20	SANDUR	F-1 Meitiki	7275.37	7293.14	20000	0.18	0.01	0.17	196	196	196	876.33	196	197	197	0.17	
658	Jan-20	SANDUR	F-2 Ratanpura	1627.36	1636.40	20000	0.21	0.01	0.20	472	472	472	414.22	472	473	473	0.20	
659	Jan-20	SANDUR	F-4 Vitthalapur	3925.79	3936.08	20000	0.27	0.01	0.25	509	509	509	496.20	509	510	510	0.25	
660	Jan-20	SANDUR	F-4 Vitthalapur	15168.93	15301.86	20000	0.28	0.01	0.27	429	429	429	423.85	429	430	430	0.27	
661	Jan-20	SIRUGUPPA	F2-Rogewadi	2834.35	2847.15	20000	0.26	0.01	0.24	509	509	509	477.80	509	510	510	0.24	
662	Jan-20	SIRUGUPPA	F3-Deshanur	2639.26	2639.26	20000	0.12	0.01	0.11	578	578	578	202.16	578	579	579	0.11	
663	Jan-20	SIRUGUPPA	F7-Agasanur	5000.28	5018.54	20000	0.37	0.02	0.35	356	356	356	974.55	356	357	357	0.35	
664	Jan-20	SIRUGUPPA	F8-Aitaganur	34314.26	34314.26	30000	1.30	0.07	1.24	647	647	647	1908.81	647	648	648	1.24	
665	Jan-20	SIRUGUPPA	F10 Kanchanaradda	38171.50	38373.70	10000	0.20	0.01	0.19	85	85	85	2259.88	85	86	86	0.19	
666	Jan-20	SIRUGUPPA	F-17 K. Sagar(IP)	654.20	1104.60	10000	0.45	0.02	0.43	275	275	275	1555.93	275	276	276	0.43	
667	Jan-20	SIRUGUPPA	F2-Kudadarahal	16881	17168.1	666.67	0.19	0.01	0.18	429	429	429	423.85	429	430	430	0.18	
668	Jan-20	SIRUGUPPA	F3-Vattimurani	8711.5	8951.4	666.67	0.12	0.01	0.11	418	418	418	474.38	418	419	419	0.11	
669	Jan-20	SIRUGUPPA	F4-Chikka Bellary	6311.8	6444.1	20000	0.30	0.02	0.29	610	610	610	474.38	610	611	611	0.29	
670	Jan-20	SIRUGUPPA	F7-K.Belgar	11456.4	11554	20000	0.20	0.01	0.19	197	197	197	1555.69	197	198	198	0.19	
671	Jan-20	SIRUGUPPA	F1-Sirigeri(Nadav)	1424.49	1440.62	20000	0.32	0.02	0.31	414	414	414	642.05	414	415	415	0.31	
672	Jan-20	SIRUGUPPA	F2-Nihur	844.28	858.27	20000	0.28	0.01	0.27	179	179	179	1092.23	179	180	180	0.27	
673	Jan-20	SIRUGUPPA	F5-Buduguppa	10467.60	10570.50	20000	0.21	0.01	0.20	179	179	179	1092.23	179	180	180	0.20	
674	Jan-20	SIRUGUPPA	F9-Heikal	34898.90	35611.60	500	0.36	0.02	0.34	356	356	356	950.93	356	357	357	0.34	
675	Jan-20	SIRUGUPPA	F10-Byragam	5703455.00	5708435.00	20	0.10	0.00	0.09	288	288	288	1099.10	288	289	289	0.09	
676	Jan-20	SIRUGUPPA	F2-Udegolam	5868	6034	20000	0.33	0.02	0.32	755	755	755	427.06	755	756	756	0.32	
677	Jan-20	SIRUGUPPA	F4-Balakundi	959.75	976.72	20000	0.34	0.02	0.32	716	716	716	252.89	716	717	717	0.32	
678	Jan-20	SIRUGUPPA	F5-Halekate	3362.15	3371.68	20000	0.19	0.01	0.18	655	655	655	298.29	655	656	656	0.18	
679	Jan-20	SIRUGUPPA	F2-M.Sugar	17468.84	17571.67	20000	0.21	0.01	0.20	300	300	300	1304.03	300	301	301	0.20	
680	Jan-20	SIRUGUPPA	F3-Mannur	17924.05	18129.95	20000	0.41	0.02	0.39	635	635	635	392.84	635	636	636	0.39	
681	Jan-20	SIRUGUPPA	F5-Rudrapada	30761.63	30892.92	20000	0.26	0.01	0.25	433	433	433	532.18	433	434	434	0.25	
682	Jan-20	SIRUGUPPA	F6-Muddatnur	19210.46	19331.74	20000	0.24	0.01	0.23	295	295	295	635.69	295	296	296	0.23	
683	Jan-20	SIRUGUPPA	F1-Saravaseapura	3065.80	3164.50	20000	0.20	0.01	0.19	444	444	444	551.17	444	445	445	0.19	
684	Jan-20	SIRUGUPPA	F4-Kanchigeri	2630.90	2739.70	20000	0.26	0.01	0.24	483	483	483	516.11	483	484	484	0.24	
685	Jan-20	SIRUGUPPA	F-6 Hevinalu	4689.70	4820.90	20000	0.13	0.01	0.12	120	120	120	1057.67	120	121	121	0.12	
686	Jan-20	SIRUGUPPA	F-7 Gundiganuru	384.80	451.60	20000	0.19	0.01	0.18	718	718	718	246.10	718	719	719	0.18	
687	Jan-20	SIRUGUPPA	F8-Kanuru	3015.70	3108.70	20000	0.14	0.01	0.13	569	569	569	230.40	569	570	570	0.13	
688	Jan-20	SIRUGUPPA	F9-H.Hosalli	2668.30	2737.30	20000	0.31	0.02	0.29	370	370	370	801.08	370	371	371	0.29	
689	Jan-20	SIRUGUPPA	F11-Utharuru	2226.9	2242.5	20000	0.21	0.01	0.20	405	405	405	500.24	405	406	406	0.20	
690	Jan-20	SIRUGUPPA	F6-Talur	2477.08	2583.71	20000	0.06	0.00	0.06	238	238	238	251.47	238	239	239	0.06	
691	Jan-20	SIRUGUPPA	F1-Darur	162.10	193.60	20000	0.13	0.01	0.12	420	420	420	297.21	420	421	421	0.12	
692	Jan-20	SIRUGUPPA	F3-Kanur	305.40	371.10	20000	0.13	0.01	0.12	420	420	420	297.21	420	421	421	0.12	


  
**Dist. KALABURAGI**  
**Reg. No. 12486**  
**Ex. Dt 10-1-2022**  
**GOVT. OF INDIA**

*Amrinda*  
**Executive Engineer**  
**Regulatory Affairs**  
**Corporate Office,**  
**GESCOM, KALABURAGI**

300


Sl.No	Month	Name of Sub-Div	Name of segregated agricultural feeders in the subdivision	Initial energy meter reading in the feeder	Final energy meter reading in the feeder	Meter Constant	Monthly consumption in MU as recorded in all the agricultural feeders pertaining to the subdivision at the substations	Distribution loss (11KV line, DTC & LT line) & sales to other consumers if any, in MU (losses in all the agri feeders in a subdv to be considered)	Net consumption in MU duly deducting the Distribution loss (11KV line, DTC & LT line) & sales to other consumers if any.	No. of IP sets connected to the agri			Total no of IP sets in the subdivision			Total sales to IP sets in MU	
				3a	3b	3c	4=(3b-3c)/3c	5*	6=4-5	7a	7b	7c=(7a+7b)/2	8=6/7c	9a	9b	9c=(9a+9b)/2	10=8*9c
693	Jan-20	SIRUGUPPA	F4-Gosabala	224.00	277.40	2000	0.11	0.01	0.10	425	425	425	238.73	425	426	426	0.10
694	Jan-20	SIRUGUPPA	F5-Mat Sugur	342.00	490.10	2000	0.26	0.01	0.24	324	324	324	751	324	325	325	0.24
695	Jan-20	SIRUGUPPA	F6-Uffanuru	349.40	391.70	2000	0.08	0.00	0.08	280	280	280	287.04	280	281	281	0.08
696	Jan-20	Sindhanur	F-3 Pogadidinni	5439.14	5447.95	30000	20.37	1.02	19.35	31031	31031	31031	623.6580	32790	32866	32828	20.47
697	Jan-20	Sindhanur	F-4 Modisirwar (Albanoor)	2966.33	2973.88	30000	0.23	0.01	0.22	110	110	110	2282.59	130	130	130	0.30
698	Jan-20	Sindhanur	F-12 Araginimara (Jawalagera)	22745.8	22805.3	2000	0.12	0.01	0.11	91	91	91	1242.31	120	120	120	0.15
699	Jan-20	Sindhanur	F1-Sosalmet	2342.78	2342.78	2000	0.40	0.02	0.38	269	269	269	1412.64	269	269	269	0.38
700	Jan-20	Sindhanur	F4-Gorebali ip	4589.49	4605.37	10000	0.16	0.01	0.15	226	226	226	667.52	326	326	326	0.22
701	Jan-20	Sindhanur	F5-Water Supply (Ranganpura Camp)	mtr	mtr	20000	0.37	0.02	0.35	383	383	383	917.75	383	383	383	0.35
702	Jan-20	Sindhanur	F2-Albanoor (V)	mtr	mtr	20000	0.41	0.02	0.39	273	273	273	1426.74	373	373	373	0.53
703	Jan-20	Sindhanur	F3-Yedatadoddi	1156.98	1157.14	20000	0.40	0.02	0.38	280	280	280	1357.14	280	280	280	0.38
704	Jan-20	Sindhanur	F4-Hediganal	mtr	mtr	10000	0.76	0.04	0.72	324	324	324	2228.40	324	324	324	0.72
705	Jan-20	Sindhanur	F5-Vallabhallari	mtr	mtr	10000	0.68	0.03	0.65	251	251	251	2573.71	351	351	351	0.90
706	Jan-20	Sindhanur	F2-Saigunda	619.5	782.3	10000	1.63	0.08	1.55	406	406	406	3809.86	406	406	406	1.55
707	Jan-20	Sindhanur	F-2 Dhadesugur	14787.8	14997	2000	0.42	0.02	0.40	376	376	376	1057.13	376	376	376	0.40
708	Jan-20	Sindhanur	F-11Uppala	10551.2	10820.9	2000	0.54	0.03	0.51	364	364	364	1407.77	364	364	364	0.51
709	Jan-20	Sindhanur	F1-Diddagi	11969.1	11988.5	2000	0.04	0.00	0.04	120	120	120	307.17	120	120	120	0.04
710	Jan-20	Sindhanur	F4-Jawalagera	2643.18	1180.1	1000	0.78	0.08	0.70	320	320	320	2196.19	320	320	320	0.70
711	Jan-20	Sindhanur	F3-Gonwar ip	3068.2	3073.2	20000	0.10	0.01	0.10	255	255	255	375.55	255	255	255	0.10
712	Jan-20	Sindhanur	F1-Hulugunchi ip	4014.6	4041	2000	0.05	0.00	0.05	352	352	352	142.50	352	352	352	0.05
713	Jan-20	Sindhanur	F5-Ayyanur	2402.1	2456.8	2000	0.11	0.01	0.10	318	318	318	326.82	318	318	318	0.10
714	Jan-20	Sindhanur	F-8 Marthi IPSET	5708.23	5846.18	2000	0.28	0.01	0.27	331	331	331	791.86	331	331	331	0.26
715	Jan-20	Sindhanur	F-3 Singapur	3350.45	3568.95	2000	0.44	0.02	0.42	356	356	356	1166.15	356	356	356	0.42
716	Jan-20	Sindhanur	F-5 Mukkunda IP SET	67425.2	68161.3	2000	1.47	0.07	1.40	310	310	310	451.88	310	310	310	1.40
717	Jan-20	Sindhanur	F-6 Arambath IPSET	28436.89	28555.15	666	0.07	0.00	0.06	106	106	106	986.50	106	106	106	0.06
718	Jan-20	Sindhanur	Chanalli IPSET	29983.93	30124.48	2000	0.28	0.01	0.27	586	586	586	455.71	686	686	686	0.31
719	Jan-20	Sindhanur	Sipuram Junction	12212.8	12337.9	2000	0.25	0.01	0.24	306	306	306	776.76	300	300	300	0.23
720	Jan-20	Sindhanur	Vrapura	7796.8	7901.0	1000	0.10	0.01	0.10	266	266	266	372.14	266	266	266	0.10
721	Jan-20	Sindhanur	KALAMANGI	18985.5	19157.3	2000	0.34	0.02	0.33	237	237	237	1377.30	237	237	237	0.33
722	Jan-20	Sindhanur	MALLADAGUDDA (RURAL)	11071.1	11236.8	2000	0.33	0.02	0.31	245	245	245	1285.02	245	245	245	0.31
723	Jan-20	Sindhanur	F4-Kurkunda	3134.9	3294.4	2000	0.32	0.03	0.29	110	80	95	3055.68	130	130	130	0.40
724	Jan-20	Sindhanur	F4-Elektidigi	1972.3	2089.5	1000	0.12	0.01	0.11	311	311	311	358.01	311	311	311	0.11
725	Jan-20	Sindhanur	F4 Mullur	1101	1180.1	2000	0.16	0.01	0.15	315	315	315	477.11	315	315	315	0.15
726	Jan-20	Lingsugur	Kalapur	133.2	356.2	2000	0.45	0.02	0.42	405	405	405	1046.17	450	450	450	0.47
727	Jan-20	Lingsugur	Jawoor	16514.48	16535.13	20000	0.41	0.02	0.39	630	630	630	622.78	750	750	750	0.47
728	Jan-20	Lingsugur	Zulagudda	768.32	768.32	20000	0.30	0.02	0.29	303	303	303	940.59	450	450	450	0.42
729	Jan-20	Lingsugur	Bhogpur	1362	1362	20000	0.30	0.02	0.29	379	379	379	751.98	379	379	379	0.29
730	Jan-20	Lingsugur	Bayyapur	641.25	641.25	20000	0.28	0.01	0.26	749	749	749	346.80	850	850	850	0.30
731	Jan-20	Lingsugur	F-4 Arndihal	2913.4	2913.4	2000	0.34	0.02	0.32	230	230	230	1406.83	230	230	230	0.32
732	Jan-20	Lingsugur	F-5 Baqadi Thanda	16232.3	16405	2000	0.35	0.02	0.33	450	450	450	729.18	450	450	450	0.33
733	Jan-20	Lingsugur	Goudur	16039.5	16154.4	2000	0.23	0.01	0.22	80	80	80	2728.87	110	110	110	0.30
734	Jan-20	Lingsugur	F-1 PIRIHALA	3695.56	3778.09	2000	0.17	0.01	0.16	119	119	119	1317.71	119	119	119	0.16
735	Jan-20	Lingsugur	F-3 NAGALAPURA	16071.78	16234.62	2000	0.33	0.02	0.31	293	293	293	1055.96	293	293	293	0.31
736	Jan-20	Lingsugur	F-5 ANKALIMATHA	1124.45	1213.44	2000	0.18	0.01	0.17	352	352	352	480.34	352	352	352	0.17
737	Jan-20	Lingsugur	F-5 HUNAKUNTI	12495.25	12632.8	2000	0.28	0.01	0.26	575	575	575	454.51	575	575	575	0.26
738	Jan-20	Lingsugur	F-6 CHITRANALA	2542.31	2605.26	2000	0.09	0.00	0.08	206	206	206	396.14	206	206	206	0.08
739	Jan-20	Lingsugur	Yaradana	16347.04	16360.53	20000	0.27	0.01	0.26	1938	1938	1938	132.25	1938	1938	1938	0.26
740	Jan-20	Lingsugur	Rodalbandhal	1419.27	4277.47	100	0.36	0.02	0.34	405	405	405	849.14	405	405	405	0.34
741	Jan-20	Lingsugur	Gorabali (Bank-2)	16551.8	16764.1	2000	0.42	0.02	0.40	569	569	569	708.91	650	650	650	0.46
742	Jan-20	Lingsugur	Nesilkhere	0	0	0	0.85	0.04	0.81	424	424	424	1904.48	575	575	575	1.10

NOTARY  
Dist. KALABURAGI  
Reg. No. 12486  
Ex. Dt. 16-1-2022

Executive Engineer  
Regulatory Affairs  
Corporate Office,  
GESCOM, KALABURAGI

301

Sl.No	Month	Name of Sub-Div	Name of segregated agricultural feeders in the subdivision	Initial energy meter reading in the feeder	Final energy meter reading in the feeder	Meter Constant	Monthly consumption in MU as recorded in all the agricultural feeders pertaining to the subdivision at the substations	Distribution loss (11KV line, DTC & LT line) & sales to other consumers if any in MU (losses in all the agricultural feeders in a subdivision to be considered)	Net consumption in MU duly deducting the Distribution loss (11KV line, DTC & LT line) & sales to other consumers if any.	No. of IP sets connected to the agri				Average consumption per IP per month (Specific Cons/ IP/Month)	Total no of IP sets in the subdivision			Total sales to IP sets in MU
										7a	7b	7c=(7a+7b)/2	8a=7c		9a	9b	9c=(9a+9b)/2	
743	Jan-20	Lingsapur	Eachantal IP	17138	17138	2000	0.20	0.01	0.19	186	186	186	1021.51	187	187	187	0.19	
744	Jan-20	Maski	F-2 Venkatapur	14604.2	14737.8	2000	0.27	0.01	0.25	140	140	140	1813.14	160	160	160	0.29	
745	Jan-20	Maski	F-3 Ashok lipi	17188.2	17191.1	2000	0.07	0.00	0.06	85	85	85	735.41	90	90	90	0.07	
746	Jan-20	Maski	F-4 Santekallur	13874.5	13892.5	2000	0.23	0.00	0.22	410	410	410	532.93	415	415	415	0.22	
747	Jan-20	Maski	F-12 Maraladinni	384.9	499.2	2000	0.09	0.00	0.08	163	163	163	516.38	202	202	202	0.12	
748	Jan-20	Maski	F1-Gudalur	2046	2108.1	2000	0.12	0.00	0.12	202	202	202	584.11	202	202	202	0.12	
749	Jan-20	Maski	F3-Kalabal	1153.4	1167.3	2000	0.03	0.00	0.03	497	497	497	53.14	497	497	497	0.03	
750	Jan-20	Maski	F1-Holapur	51175.86	51392.63	2000	0.43	0.02	0.41	370	370	370	1113.14	484	484	484	0.54	
751	Jan-20	Maski	F7-pamanakellur	39356.3	39493.3	2000	0.27	0.01	0.26	704	704	704	369.74	704	704	704	0.26	
752	Jan-20	Maski	F6-Amingada	8167	9123	2000	1.14	0.01	1.10	634	634	634	163.73	634	634	634	0.10	
753	Jan-20	Maski	F1-Jakkermadu	5351.9	5388.3	2000	0.07	0.00	0.07	428	428	428	161.59	428	428	428	0.07	
754	Jan-20	Maski	F2-Mattur	22018.3	22172.9	2000	0.31	0.00	0.29	470	470	470	624.98	470	470	470	0.29	
755	Jan-20	Maski	F3-Talukhan	2941.9	3069	2000	0.25	0.01	0.24	90	90	90	2683.22	110	110	110	0.30	
756	Jan-20	Maski	F2-Uppalidoddi	MNR	MNR	2000	0.15	0.01	0.14	80	80	80	1781.25	100	100	100	0.48	
757	Jan-20	Maski	F6-Belligannur	MNR	MNR	2000	0.50	0.03	0.48	271	271	271	1752.77	271	271	271	0.48	
758	Jan-20	Maski	F2-Ulbal	MNR	MNR	2000	0.70	0.04	0.67	231	231	231	2878.79	231	231	231	0.67	
759	Jan-20	Maski	F5-NN camp IP	MNR	MNR	2000	0.07	0.00	0.07	150	150	150	443.33	179	179	179	0.08	
760	Jan-20	Maski	F2-Bappur IP	228.6	272.2	1000	0.05	0.00	0.05	160	160	160	288.56	110	110	110	0.03	
761	Jan-20	Maski	F5-Hogaranal ip	453.5	554.4	1000	0.10	0.01	0.10	140	140	140	684.68	140	140	140	0.18	
762	Jan-20	Maski	F-6.Sankanal ip	367.2	458.6	2000	0.18	0.01	0.17	178	178	178	975.62	180	180	180	0.18	
763	Jan-20	Yadgir	Mallapur	49669.20	50108.00	2000	21.406	0.04	20.284	22013	21983	21998	922.10	23317	23317	23317	0.50	
764	Jan-20	Yadgir	Alipur	3728.44	3830.39	2000	0.88	0.04	0.83	860	860	860	969.44	0	0	0	0.00	
765	Jan-20	Yadgir	K-Shahapur	12587.85	12800.65	2000	0.43	0.02	0.40	539	539	539	750.13	0	0	0	0.00	
766	Jan-20	Yadgir	Hogagera	13194.00	13448.21	2000	0.51	0.03	0.48	382	382	382	1264.40	0	0	0	0.00	
767	Jan-20	Yadgir	Tumkur	11916.70	12059.40	2000	0.29	0.01	0.27	223	223	223	1215.83	0	0	0	0.00	
768	Jan-20	Yadgir	Hedgimacra	MNR	MNR	2000	0.30	0.02	0.29	145	145	145	1965.52	0	0	0	0.00	
769	Jan-20	Yadgir	Ramalingshwar	2146.90	2270.30	2000	0.25	0.01	0.23	269	269	269	871.60	0	0	0	0.00	
770	Jan-20	Yadgir	Venklesh Nagar	2254.70	2498.10	2000	0.49	0.02	0.46	300	300	300	1541.53	0	0	0	0.00	
771	Jan-20	Yadgir	Lingsanali	2679.30	2868.50	2000	0.38	0.02	0.36	336	336	336	1069.88	0	0	0	0.00	
772	Jan-20	Yadgir	F-2,Balichakra IP	12110.46	12341.80	2000	0.46	0.02	0.44	446	446	446	985.53	0	0	0	0.00	
773	Jan-20	Yadgir	F-1,Kilankere IP	3994.20	4187.90	2000	0.39	0.02	0.37	440	440	440	836.43	0	0	0	0.00	
774	Jan-20	Yadgir	Mallapur ip	5717.16	5989.28	2000	0.54	0.03	0.52	457	457	457	1131.35	0	0	0	0.00	
775	Jan-20	Yadgir	Nagalpur	mnr	mnr	2000	1.30	0.07	1.24	640	640	640	1929.69	0	0	0	0.00	
776	Jan-20	Yadgir	Ramsamudra	416.50	591.30	2000	0.35	0.02	0.33	320	320	320	1037.88	0	0	0	0.00	
777	Jan-20	Yadgir	Belchadi	1220.70	1443.80	2000	0.45	0.02	0.42	540	540	540	784.98	0	0	0	0.00	
778	Jan-20	Gurmitkal	Pulpak	7099.40	7282.20	2000	6.76	0.34	6.42	6077	6077	6077	1056.28	7837	7837	7837	8.28	
779	Jan-20	Gurmitkal	Borbonda	2546.50	2599.90	2000	0.27	0.01	0.25	180	180	180	1401.78	0	0	0	0.00	
780	Jan-20	Gurmitkal	Kandakoor	223.40	285.00	2000	0.11	0.01	0.10	106	106	106	957.17	0	0	0	0.00	
781	Jan-20	Gurmitkal	Yelheti	1929.30	2089.30	1000	0.16	0.01	0.15	346	346	346	439.31	0	0	0	0.00	
782	Jan-20	Gurmitkal	Minasapur+Drampur	30.86	32.92	2000	0.04	0.00	0.04	314	314	314	124.65	0	0	0	0.00	
783	Jan-20	Gurmitkal	Anpur	409.20	497.70	2000	0.18	0.01	0.17	352	352	352	477.70	0	0	0	0.00	
784	Jan-20	Gurmitkal	Azlapur	17656.80	17659.76	2000	0.01	0.00	0.01	205	205	205	27.43	0	0	0	0.00	
785	Jan-20	Gurmitkal	Jajaram	4519.86	4596.40	2000	0.15	0.01	0.15	459	459	459	316.83	0	0	0	0.00	
786	Jan-20	Gurmitkal	Madhwar	MNR	MNR	2000	1.30	0.07	1.24	659	659	659	1874.05	0	0	0	0.00	
787	Jan-20	Shahapur	Kanyakalur ip	2187.77	2189.77	20000	2.333	0.103	2.229	2929	2929	2929	761.16	8479	8479	8479	6.45	
788	Jan-20	Shahapur	Hoyal	540.94	mnr	20000	0.04	0.00	0.04	80	80	80	475.00	0	0	0	0.00	
789	Jan-20	Shahapur	Bernoor IP	706762.00	711755.00	16.7	0.10	0.01	0.10	0	0	0	#DIV/0!	0	0	0	0.00	
790	Jan-20	Shahapur	Bommanahalli	757.17	763.71	20000	0.08	0.00	0.08	275	275	275	288.05	0	0	0	0.00	
791	Jan-20	Shahapur	Demalli	17770.20	18074.80	1000	0.13	0.01	0.12	92	92	92	1350.65	0	0	0	0.00	
792	Jan-20	Shahapur	Moddiki	34906.80	35025.40	1000	0.30	0.02	0.29	168	168	168	1722.44	0	0	0	0.00	
792	Jan-20	Shahapur	Moddiki	34906.80	35025.40	1000	0.12	0.01	0.11	49	49	49	2299.39	0	0	0	0.00	



Executive Engineer  
Regulatory Affairs  
Corporate Office,  
GESCOM, KALABURAGI

302

Sl.No	Month	Name of sub-Dyn	Name of segregated agricultural feeders in the subdivision	Initial energy meter reading in the feeder	Final energy meter reading in the feeder	Meter Constant	Monthly consumption in MU as recorded in all the agricultural feeders pertaining to the subdivision at the substations	Distribution loss (11KV line, DTC & LT line) & sales to other consumers if any in MU (losses in all the agri feeders in a subdv to be considered)	Net consumption in MU duly deducting the Distribution loss (11KV line, DTC & LT line) & sales to other consumers if any,	No. of IP sets connected to the agri	Total no of IP sets in the subdivision			Total sales to IP sets in MU		
1	2	3	3a	3b	3c	4e-3b-3d*3c	5*	6e-4S	7a	7b	7c=(7a+7b)/2	8e-6/7c	9a	9b	9c=(9a+9b)/2	10-8e*9c
793	Jan-20	Shahapur	Wandurga ip/f-4 Hosadurga IP	MNR	MNR	20000	0.55	0.03	266	266	266	1964.29				0.00
794	Jan-20	Shahapur	Nadihal	1860.72	1955.96	2000	0.19	0.01	70	70	70	2585.09				0.00
795	Jan-20	Shahapur	Budnoor	13130.20	13194.70	1000	0.06	0.00	89	89	89	688.48				0.00
796	Jan-20	Shahapur	Ukkhal	19083.00	19169.90	2000	0.17	0.01	140	140	140	1179.36				0.00
797	Jan-20	Shahapur	Bilhar	10201.80	mnr	2000	0.10	0.01	109	109	109	871.56				0.00
798	Jan-20	Shahapur	Halgera	19690.71	19808.63	2000	0.24	0.01	280	280	280	800.17				0.00
799	Jan-20	Shahapur	Bablad	2327.18	2350.13	2000	0.05	0.00	185	185	185	235.70				0.00
800	Jan-20	Shahapur	Khanapur 1	117.86	126.97	20000	0.18	0.01	195	195	195	887.64				0.00
801	Jan-20	Shahapur	Shivanoor	8702.00	8743.50	2000	0.08	0.00	170	170	170	463.82				0.00
802	Jan-20	Shahapur	Kishnapur *	9010.10	9372.20	1000	2.403	0.116	2168	2168	2168	1054.93	8809	8809	8809	9.29
803	Jan-20	Shahapur	Kamapur	1357099.00	1374200.00	20	0.36	0.02	387	387	387	888.88				0.00
804	Jan-20	Shahapur	Devapur	MNR	MNR	2000	0.34	0.02	248	248	248	1310.16				0.00
805	Jan-20	Shahapur	Nagnoor	23795.60	23865.10	2000	0.14	0.01	311	311	311	1985.53				0.00
806	Jan-20	Shahapur	Parasanthalli	24781.30	24836.60	2000	0.11	0.01	176	176	176	750.28				0.00
807	Jan-20	Shahapur	G Basavana	8618.00	8744.10	2000	0.25	0.01	107	107	107	981.96				0.00
808	Jan-20	Shahapur	Malagatti	4524.30	4637.70	666.6	0.08	0.00	186	186	186	1288.12				0.00
809	Jan-20	Shahapur	T. Bomnalli	3746.10	3847.10	2000	0.20	0.01	240	240	240	299.22				0.00
810	Jan-20	Munasaigi	Gundalpera	11577.27	11778.69	2000	2.134	0.107	345	345	345	556.23				0.00
811	Jan-20	Munasaigi	Mudanoor	940.79	945.79	2000	0.40	0.02	2000	2000	2000	1013.42	6894	6894	6894	6.99
812	Jan-20	Sedam	Gundepalli	MNR	MNR	2000	0.78	0.11	380	380	380	1007.10				0.00
813	Jan-20	Sedam	Gundhalli	59.68	60.18.64	1000	0.05	0.01	50	50	50	38.00				0.00
814	Jan-20	Sedam	Hanark	12283.35	12318.92	2000	0.07	0.01	33	33	33	1007.10				0.00
815	Jan-20	Sedam	Tengali	MNR	MNR	1000	0.03	0.00	25	25	25	38.00				0.00
816	Jan-20	Sedam	Itkal	mnr	mnr	2000	0.30	0.01	140	140	140	1007.10				0.00
817	Jan-20	Sedam	Ranlal	19.5	20.98	1000	0.25	0.02	10	10	10	38.00				0.00
818	Jan-20	Sedam	Kukkunda	210	211	1000	0.25	0.01	40	40	40	1007.10				0.00
819	Jan-20	Sedam	Silarkot	3226.4	3252.1	2000	0.05	0.01	345	345	345	299.22				0.00
820	Jan-20	Sedam	Gad-dana	1501	1587	2000	0.17	0.01	75	75	75	75				5.844
821	Jan-20	Sedam	Kishlapur	2883.5	3033.2	1000	0.15	0.02	100	100	100	1007.10				0.00
822	Jan-20	Sedam	Malikapalli	2229.5	2354.4	2000	0.25	0.03	211	211	211	38.00				0.00
823	Jan-20	Chincholi	Chinanchoad	11478.44	11489.26	11	2.35	0.25	1629	1629	1629	967.44				34.34
824	Jan-20	Chincholi	Hosaragundgi	470.92	498.16	1000	0.03	0.00	133	133	133	1007.10				0.00
825	Jan-20	Chincholi	Basantpur	5824.58	5912.06	1000	0.09	0.00	110	110	110	1007.10				0.00
826	Jan-20	Chincholi	Hodebeemalli	600.71	604.64	2000	0.01	0.00	96	96	96	1007.10				0.00
827	Jan-20	Chincholi	Ralkal	MNR	MNR	2000	0.51	0.07	158	158	158	1007.10				0.00
828	Jan-20	Chincholi	Charandakera	MNR	MNR	2001	0.15	0.02	188	188	188	1007.10				0.00
829	Jan-20	Chincholi	Karchked	MNR	MNR	2000	0.06	0.01	20	20	20	1007.10				0.00
830	Jan-20	Chincholi	Bayangusfi	717.7	801.8	2000	0.17	0.02	157	157	157	1007.10				0.00
			Chinchil sub division			7	1.02	0.13	954	954	954	936.00	5778	5778	5778	5.41
			Sedam sub division			18	3.38	0.38	2583	2583	2583	1160	10302	10302	10302	11.25
			GRAND TOTAL			18	235.11	16.30	299599	302649	301124	726.64	399720	399796	399758	290.48

GOVT. OF INDIA  
Dist. KALABURAGI  
Reg. No. 12486  
Ex. Dt 10-1-2022

Executive Engineer  
Regulatory Affairs  
Corporate Office,  
GESCOM, KALABURAGI

803

**Month Wise Sub division wise IP set consumption for FY 19 -20 (for the month of Feb-2020)**

Sl.No	Month	Name of Sub-Dvn	Name of segregated agricultural feeders in the subdivision	Initial energy meter reading in the feeder	Final energy meter reading in the feeder	Meter Constant	Monthly consumption in MU as recorded in all agricultural feeders pertaining to the subdivision at the substations	Distribution loss (11KV line, DTC & LT line) & sales to other consumers if any in MU (losses in all the agri feeders in a subdv to be considered)	5*	Net consumption in MU duty deducting the Distribution loss (11KV line, DTC. & LT line) & sales to other consumers if any,	No. of IP sets connected to the				Total no of IP sets in the			
											3a	3b	3c	4=(3b-3c)*3c	7a	7b	7c	7d
1	Feb-20	RSD	3	1880.27	1899.76	10000	0.095	0.012	0.0982563	582	582	1741	1741	0.25	1741	1741	0.25	
2	Feb-20	RSD	F2-Kalhangaranga	1201.85	1213.19	10000	0.113	0.015	0.098658	513	513	1690	1690	0.33	1690	1690	0.33	
3	Feb-20	RSD	Zafarabad IP	112438.00	125528.00	20	0.262	0.034	0.227766	340	340	590	590	0.40	590	590	0.40	
4	Feb-20	RSD	F1-MAINAL IP	1446.90	1541.30	2000	0.189	0.025	0.164256	90	90	1825.07	92	0.17	92	92	0.17	
5	Feb-20	RSD	F3-BASANAL IP	715.10	760.20	2000	0.090	0.012	0.078474	110	110	713.40	112	0.08	112	112	0.08	
6	Feb-20	RSD	F6-HEROOR IP	3021.1	3154.2	2000	0.266	0.035	0.231594	120	120	1929.95	120	0.23	120	120	0.23	
7	Feb-20	RSD	F4-Kadani	18470.37	18575.91	2000	0.211	0.027	0.1836396	313	313	586.71	1050	0.62	1050	1050	0.62	
8	Feb-20	RSD	F6-Babalad IP	20950.75	21074.3	2000	0.247	0.032	0.214977	550	550	390.87	1077	0.42	1077	1077	0.42	
9	Feb-20	RSD	F17 HITAGA IP (SRINIVAS SARADAGI)	189.4	339.8	2000	0.301	0.039	0.261696	225	225	1143.09	250	0.29	250	250	0.29	
10	Feb-20	RSD	F2-HARSOOR	648.83	657.83	20000	0.180	0.023	0.1566	300	300	489.38	580	0.28	580	580	0.28	
11	Feb-20	RSD	F-Molagatti	16980.06	17112.82	2000	0.266	0.035	0.2310024	201	201	1050.01	201	0.21	201	201	0.21	
12	Feb-20	RSD	F5-Jeevanagali	46901.2	47225.3	1000	0.324	0.042	0.281967	236	236	1194.78	1812	2.16	1812	1812	2.16	
13	Feb-20	RSD	F7-Babalad	20.96	30.81	1000	0.010	0.001	0.0085695	651	651	13.16	1138	0.01	1138	1138	0.01	
14	Feb-20	RSD	F4-Sonth	630.9	706.6	1000	0.076	0.010	0.065859	220	220	299.36	614	0.18	614	614	0.18	
15	Feb-20	RSD	F5-RAJNAL	867.1	974	2000	0.214	0.028	0.186006	230	230	808.72	267	0.22	267	267	0.22	
16	Feb-20	RSD	F3-Feratabad	6621.1	6715.7	1000	0.095	0.012	0.082302	375	375	219.47	1674	0.37	1674	1674	0.37	
17	Feb-20	RSD	Heroor clubbagur	0.00	0.00	20	0.300	0.039	0.261	350	350	745.71	534	0.40	534	534	0.40	
18	Feb-20	RSD	F10-Khanadl	1453.64	1479.53	20000	0.518	0.067	0.450486	360	360	1553.40	530	0.82	530	530	0.82	
19	Feb-20	RSD	F11-Hogragundagi	24879.30	24934.66	20	0.111	0.014	0.0963264	651	651	147.97	1162	1.17	1162	1162	1.17	
20	Feb-20	Aland	F-7-HEBU	19048.32	19255.95	2000	0.415	0.054	0.3612762	386	386	935.95	276	0.26	276	276	0.26	
21	Feb-20	Aland	F-8-TELAKUNNI	26734.44	27090.77	2000	0.713	0.093	0.6200142	210	210	2952.45	409	1.21	409	409	1.21	
22	Feb-20	Aland	F-1-LANGA	23667.05	23731.96	1500	0.247	0.032	0.21520755	798	798	269.68	2034	0.55	2034	2034	0.55	
23	Feb-20	Aland	F-2-HODLUOR	3819.23	3837.46	2000	0.365	0.047	0.31755	827	827	383.98	1734	0.67	1734	1734	0.67	
24	Feb-20	Aland	F-3-RUDRAWADI	22440.43	22610.16	2000	0.339	0.044	0.2953302	512	512	576.82	1972	1.14	1972	1972	1.14	
25	Feb-20	Aland	F-1-MUNNOLU-IP	3468.32	3479.92	2000	0.232	0.030	0.20184	280	280	720.86	357	0.26	357	357	0.26	
26	Feb-20	Aland	F-2-TADKAL-IP	1287.11	1288.86	10000	0.108	0.002	0.015225	140	140	108.75	555	0.06	555	555	0.06	
27	Feb-20	Aland	KANNULS	mtr	mtr	20000	0.150	0.013	0.087	190	190	457.89	392	0.18	392	392	0.18	
28	Feb-20	Aland	BELAMAGI	1266.56	1274.06	20000	0.150	0.020	0.1305	200	200	652.50	668	0.44	668	668	0.44	
29	Feb-20	Aland	F-3-CHALAGERA IP	12261.24	12395.05	2000	0.268	0.035	0.2328294	160	160	1455.18	468	0.68	468	468	0.68	
30	Feb-20	Aland	F-4-M-HIPPARGA IP	13100.33	13189.83	2000	0.179	0.023	0.15973	115	115	1354.17	668	0.90	668	668	0.90	
31	Feb-20	Aland	F-5-NINGADALI IP	9640.58	9770.26	2000	0.259	0.034	0.2256432	150	150	1504.29	779	1.17	779	779	1.17	
32	Feb-20	Aland	F-4-JIDAGA	18778.9	18889.5	2000	0.221	0.029	0.192444	85	85	2264.05	34	0.08	34	34	0.08	
33	Feb-20	Aland	F1 SAVALSHWAR IP	770.04	786.95	20000	0.338	0.044	0.294234	650	650	452.67	667	0.30	667	667	0.30	
34	Feb-20	Aland	F4 HIROLI IP	317.6	318.6	2000	0.002	0.000	0.00174	287	287	6.06	302	0.00	302	302	0.00	
35	Feb-20	Aland	F5 SARASAMBA IP	3398.51	3407.99	20000	0.190	0.025	0.164952	100	100	1649.52	155	0.26	155	155	0.26	
36	Feb-20	Aland	F6 CHINCHOLI IP	3769.8	3880.5	2000	0.221	0.029	0.192818	465	465	414.23	544	0.23	544	544	0.23	
37	Feb-20	Kadganachi	Naranga	2135.7	2388.2	2000	0.505	0.066	0.43935	510	510	861.47	893	0.77	893	893	0.77	
38	Feb-20	Kadganachi	Suntamoar	4358.77	4483.88	2000	0.254	0.033	0.2211714	453	453	488.24	802	0.39	802	802	0.39	
39	Feb-20	Kadganachi	Lodachincheli	7944.79	8174.74	2000	0.460	0.060	0.400113	420	420	952.65	679	0.65	679	679	0.65	
40	Feb-20	Kadganachi	Arabalaga	8348.98	8448.68	2000	0.199	0.026	0.173478	235	235	738.20	249	0.18	249	249	0.18	
41	Feb-20	Kadganachi	Belamagi	23060.67	23215.12	1000	0.154	0.020	0.1343715	200	200	671.86	668	0.45	668	668	0.45	
42	Feb-20	Kadganachi	Karahari	15069.74	15200.56	2000	0.262	0.034	0.2276288	395	395	576.27	664	0.38	664	664	0.38	
43	Feb-20	Kadganachi	Muddadaga	22163	22296	1000	0.133	0.017	0.1154638	331	331	348.89	955	0.33	955	955	0.33	
44	Feb-20	Kadganachi	Nimbal	39805.20	40241.90	1000	0.437	0.057	0.379929	331	331	1147.82	957	1.10	957	957	1.10	
45	Feb-20	Kadganachi	Hitalisroar	1731.72	1771.17	2000	0.079	0.010	0.068643	331	331	207.38	679	0.14	679	679	0.14	
46	Feb-20	Kadganachi	Bomrali	2596.22	2678.10	1000	0.082	0.011	0.0712356	452	452	157.60	679	0.11	679	679	0.11	
47	Feb-20	Kadganachi	Dhangagar	6246.54	6335.55	2000	0.174	0.023	0.1512234	303	303	499.09	899	0.45	899	899	0.45	
48	Feb-20	Kadganachi	Nimbarga	2192	2240.2	1000	0.048	0.006	0.041934	341	341	74.75	681	0.05	681	681	0.05	
49	Feb-20	Aizalpur	F1 Mallabod	2982.30	3139.00	2000	0.313	0.041	0.272658	148	148	1842.28	212	0.39	212	212	0.39	
50	Feb-20	Aizalpur	F7 Beluragi	25054	25223	2000	0.338	0.044	0.2941992	170	170	1730.58	177	0.31	177	177	0.31	

**GOVT. OF INDIA**  
 Dist. KALABURAGI  
 Reg. No. 12486  
 Ex. Dt. 10-1-2022

**Executive Engineer**  
 Regulatory Affairs  
 Corporate Office,  
 GESCOM, KALABURAGI

304

Sl.No	Month	Name of Sub-Divn	Name of segregated agricultural feeders in the subdivision	Initial energy meter reading in the feeder	Final energy meter reading in the feeder	Meter Constant	Monthly consumption in MU as recorded in all agricultural feeders pertaining to the subdivision at the substations	Distribution loss (11KV line, DTC & LT line) & sales to other consumers if any in MU (losses in all the agricultural feeders in a subdv to be considered)	Net consumption in MU duly deducting the loss (11KV line, DTC & LT line) & sales to other consumers if any,	No. of IP sets connected to the			Average consumption per month (specific Cons/IP/Month)	Total no of IP sets in the			Total sales to IP sets MU
										7a	7b	7c		9a	9b	9c	
51	Feb-20	Aizalpur	F8 Shirwal	37810.97	37924.3	2000	0.287	0.037	0.2493768	180	180	180	1385.43	176	176	176	0.879
52	Feb-20	Aizalpur	F6 Hallival	34409	34551	2000	0.285	0.037	0.2477586	150	150	150	1651.72	175	175	175	0.29
53	Feb-20	Aizalpur	F9 Devanaov	34033	34132	2000	0.198	0.026	0.1722774	200	200	200	861.39	225	225	225	0.19
54	Feb-20	Aizalpur	F14 Manatapur	3061.90	3159.60	2000	0.196	0.026	0.170694	200	200	200	853.47	202	202	202	0.17
55	Feb-20	Aizalpur	F15 Trank Line	13722.33	13824.28	2000	0.204	0.027	0.177393	75	75	75	2365.24	85	85	85	0.20
56	Feb-20	Aizalpur	Shivoo IP	9282.38	9282.38	2000	0.200	0.026	0.174	522	522	522	333.33	577	577	577	0.19
57	Feb-20	Aizalpur	Uchhan Ip	6274.98	6304.55	2000	0.059	0.008	0.0514518	210	210	210	245.01	617	617	617	0.15
58	Feb-20	Aizalpur	F6NANDARGA	7474.27	7574.80	2000	0.201	0.026	0.1749222	425	425	425	411.58	519	519	519	0.21
59	Feb-20	Aizalpur	F-8 Mannur	23439.1	23530.4	2000	0.183	0.024	0.1588968	380	380	380	418.15	1199	1199	1199	0.50
60	Feb-20	Aizalpur	Gourbi IP	177.82	191.63	2000	0.028	0.004	0.0240294	349	349	349	48.85	469	469	469	0.03
61	Feb-20	Aizalpur	F2 Hatli	2032.36	2032.36	1000	0.210	0.027	0.1827	830	830	830	220.12	996	996	996	0.22
62	Feb-20	Aizalpur	Uchhan Ip	3405.43	3412.19	2000	0.014	0.002	0.0117624	210	210	210	56.01	617	617	617	0.03
63	Feb-20	Aizalpur	Bosvanagar	338.04	347.24	2000	0.018	0.002	0.016008	808	808	808	19.81	860	860	860	0.02
64	Feb-20	Aizalpur	Hosur IP	637.41	646.80	2000	0.019	0.002	0.0163386	386	386	386	42.33	516	516	516	0.02
65	Feb-20	Aizalpur	Ram Nagar IP	0.00	0.00	2000	0.400	0.052	0.348	200	200	200	1740.00	209	209	209	0.36
66	Feb-20	Aizalpur	Mannur IP	6000.81	6073.55	2000	0.145	0.019	0.1265676	395	395	395	320.42	525	525	525	0.17
67	Feb-20	Chowdapur	F1 Gobbur	6180.50	6304.09	2000	0.247	0.032	0.2130466	349	349	349	616.18	352	352	352	0.22
68	Feb-20	Chowdapur	F2 Havnoor	8476.19	8554.93	2000	0.157	0.020	0.1370076	350	350	350	397.45	355	355	355	0.14
69	Feb-20	Chowdapur	F5 Bandrawad IP	187.90	205.23	2000	0.035	0.005	0.0301542	938	938	938	32.15	928	928	928	0.03
70	Feb-20	Chowdapur	F2 Auradi	3000.75	3059.10	2000	0.117	0.015	0.101529	525	525	525	193.39	533	533	533	0.10
71	Feb-20	Chowdapur	F4 Chinamatera	6570.00	6698.80	2000	0.258	0.033	0.224112	430	430	430	521.19	420	420	420	0.22
72	Feb-20	Chowdapur	F6 Tellur IP	12532.80	12748.92	2000	0.428	0.056	0.3725688	235	235	235	1585.40	236	236	236	0.37
73	Feb-20	Chowdapur	F4 Kujali IP	12630.40	12725.47	2000	0.190	0.025	0.1654218	250	250	250	661.68	259	259	259	0.17
74	Feb-20	Chowdapur	F1 Chincholi	4386.87	4464.73	2000	0.156	0.020	0.1354764	850	850	850	159.38	1042	1042	1042	0.17
75	Feb-20	Chowdapur	F3 Bodadai	5619.39	5676.00	2000	0.113	0.015	0.0985014	353	353	353	279.04	495	495	495	0.14
76	Feb-20	Chowdapur	F4 Gudur	577.98	728.58	2000	0.301	0.039	0.262044	174	174	174	1506.00	120	120	120	0.18
77	Feb-20	Chowdapur	F6 Bhatramadai	8833.57	8929.69	2000	0.192	0.025	0.1672488	400	400	400	418.12	520	520	520	0.22
78	Feb-20	Chowdapur	F1 Keksavallai	8807.10	8898.80	2000	0.183	0.024	0.159558	65	65	65	2454.74	268	268	268	0.66
79	Feb-20	Chowdapur	F5 Huvirhalli	7362.60	7371.40	2000	0.018	0.002	0.015312	35	35	35	437.49	36	36	36	0.02
80	Feb-20	Chowdapur	Hasarundai	0.00	0.00	2000	0.425	0.055	0.36975	180	180	180	2054.17	199	199	199	0.41
81	Feb-20	Chowdapur	F2 Chinamalli	0.00	0.00	2000	0.550	0.072	0.4785	385	385	385	1242.86	479	479	479	0.60
82	Feb-20	Jewaral	Andola	13.40	14.99	20000	0.03	0.00	0.03	170	170	170	177.71	50651	50651	50651	28.07
83	Feb-20	Jewaral	Natoli	47.82	52.94	20000	0.10	0.01	0.10	260	260	260	374.15	7051	7051	7051	1.79
84	Feb-20	Jewaral	Kolur	3826.20	3930.10	2000	0.21	0.01	0.20	498	498	498	396.41	7051	7051	7051	1.79
85	Feb-20	Jewaral	YATNOOR IP	10581.43	10685.97	2000	0.21	0.01	0.20	469	469	469	423.51	7051	7051	7051	1.79
86	Feb-20	Jewaral	Bollundaal	5771.77	5791.37	20000	0.55	0.03	0.52	162	162	162	3225.31	4186	4186	4186	1.19
87	Feb-20	Jewaral	F1 Kudalal	5771.77	5791.37	20000	0.39	0.02	0.37	394	394	394	945.18	4186	4186	4186	1.19
88	Feb-20	Jewaral	Nagarani	12087.07	12179.98	2000	0.88	0.04	0.83	320	320	320	2597.66	1196	1196	1196	0.46
89	Feb-20	Jewaral	Neloli	2512.07	2622.12	2000	0.19	0.01	0.18	457	457	457	386.28	1196	1196	1196	0.46
90	Feb-20	Jewaral	Sanna	11777	11921	2000	0.22	0.01	0.21	311	311	311	672.33	1196	1196	1196	0.46
91	Feb-20	Yadrami	F3:Kadakole	4769	4890	2000	0.24	0.01	0.23	330	330	330	828.11	1196	1196	1196	0.46
92	Feb-20	Yadrami	F6:Aluru	1653	1665	10000	0.12	0.01	0.12	450	450	450	510.85	1196	1196	1196	0.46
93	Feb-20	Yadrami	F3:Malabadi	4876	4978	10000	0.10	0.01	0.10	478	478	478	244.85	1196	1196	1196	0.46
94	Feb-20	Yadrami	F4:Jannakandi	1872	1936	2000	0.13	0.01	0.12	451	451	451	214.65	1196	1196	1196	0.46
95	Feb-20	Chitrapur	Dandathi	3176	3236	2000	0.10	0.01	0.10	350	350	350	324.43	1196	1196	1196	0.46
96	Feb-20	Chitrapur	Ladlapur	3637	3689	2000	0.10	0.01	0.10	86	86	86	1144.42	1882	1882	1882	0.39
97	Feb-20	Kalal	Konwar	3689	3723	2000	0.07	0.00	0.07	86	86	86	760.00	1882	1882	1882	0.39
98	Feb-20	Kalal	Konwar	2865	2872	2000	0.01	0.00	0.01	86	86	86	148.02	1882	1882	1882	0.39
99	Feb-20	Kalal	Gothur	421	445	10000	0.24	0.01	0.23	134	134	134	1722.05	1882	1882	1882	0.39
100	Feb-20	Kalal	Madibol	1017	1043	1000	0.03	0.00	0.02	180	180	180	137.86	1882	1882	1882	0.39
101	Feb-20	Kalal	Hebbal	10084	10158	1000	0.07	0.00	0.07	150	150	150	463.54	1882	1882	1882	0.39
102	Feb-20	Kalal	Tonchi	39265	39359	1000	0.09	0.00	0.09	356	356	356	250.31	1882	1882	1882	0.39
103	Feb-20	Shahabad	F5 GANESH	39265	39359	1000	0.09	0.00	0.09	356	356	356	250.31	1882	1882	1882	0.39


NOTAR  
S J JOG  
Dist. KALABURAGI  
Reg. No. 12486  
Ex. Dt. 10-1-2022  
GOVT. OF INDIA

Executive Engineer  
Regulatory Affairs  
Corporate Office,  
GESCOM, KALABURAGI  
305



Sl.No	Month	Name of Sub-Div	Name of segregated agricultural feeders in the subdivision	Initial energy meter reading in the feeder	Final energy meter reading in the feeder	Meter Constant	Monthly consumption in MU as recorded in all agricultural feeders pertaining to the subdivision at the substations	Distribution loss (11KV line, DTC & LT line) & sales to other consumers if any in MU (losses in all the agricultural feeders in a subdv to be considered)	Net consumption in MU duty deducting the Distribution loss (11KV line, DTC & LT line) & sales to other consumers if any.	No. of IP sets connected to the			Total no of IP sets in the			Average consumption per IP (specific Cons/IP/M onth)	Total sales to IP sets in MU
										7a	7b	7c	9a	9b	9c		
104	Feb-20	Shahabad	3	109	130	1000	0.02	0.00	0.02	0.02	95	95	1782	1782	10-8x9c	0.43	
105	Feb-20	Shahabad	F12 Huntaunia & Sannati	2380	2395	1000	0.02	0.00	0.02	0.01	354	354	16097	16097	10-8x9c	10.01	
			<b>Total</b>				<b>4.4</b>	<b>0.2</b>	<b>4.2</b>	<b>6777.0</b>	<b>6777.0</b>	<b>16097</b>	<b>16097</b>		<b>10.01</b>		
106	Feb-20	Aurad	Sundal	MNR	MNR	2000	0.60	0.08	0.52	526	526	980.99	980.99				
107	Feb-20	Aurad	Chintaki	MNR	MNR	2000	0.80	0.11	0.69	578	578	1190.31	1190.31				
108	Feb-20	Aurad	Bailur J	11498.01	11498.01	20000	0.15	0.02	0.13	404	404	321.01	321.01				
109	Feb-20	Aurad	Hippalgaon	50275.30	50532.30	1000	0.26	0.04	0.22	358	358	617.37	617.37				
110	Feb-20	Aurad	Therana	11558.60	11667.70	2000	0.22	0.03	0.19	250	250	750.61	750.61				
111	Feb-20	Aurad	Murki	8777.4	8856	2000	0.16	0.02	0.14	180	180	751.07	751.07				
112	Feb-20	Aurad	Chandeshwar	6262.9	6406.5	2000	0.29	0.04	0.25	570	570	433.32	433.32				
113	Feb-20	Aurad	Horandi IP	MNR	MNR	2000	0.40	0.06	0.34	385	385	893.51	893.51				
114	Feb-20	Aurad	Sonai IP	MNR	MNR	2000	0.02	0.04	0.26	603	603	427.86	427.86				
115	Feb-20	Aurad	Hokrana	9394.4	9405.6	2000	0.02	0.00	0.02	358	358	53.81	53.81				
116	Feb-20	Aurad	B.Kumta	MNR	MNR	2000	0.63	0.09	0.54	482	482	1124.07	1124.07				
117	Feb-20	Aurad	Sawargaon	4932.00	4948.30	2000	0.07	0.01	0.06	469	469	133.13	133.13				
118	Feb-20	Aurad	Hulvai	2831.70	2895.50	2000	0.13	0.02	0.11	284	284	386.39	386.39				
119	Feb-20	Aurad	Walgigra	3363.60	3417.10	2000	0.11	0.01	0.09	305	305	301.70	301.70				
120	Feb-20	Aurad	Kaunha	13465.70	13599.80	2000	0.13	0.02	0.11	478	478	250.65	250.65				
121	Feb-20	Aurad	WASIRAM THANDA	2251.10	2261.70	2000	0.02	0.00	0.02	80	80	227.90	227.90				
122	Feb-20	Aurad	Bemba	2984.60	3037.50	2000	0.11	0.01	0.09	270	270	336.99	336.99				
123	Feb-20	Aurad	HASHIKHERA	415.50	424.90	2000	0.02	0.00	0.02	50	50	323.36	323.36				
124	Feb-20	Aurad	Thana Kusunoor	104.90	299.70	2000	0.39	0.05	0.34	556	556	602.62	602.62				
125	Feb-20	BHALKI	Geachincholi	4280.53	4283.93	20000	0.07	0.01	0.06	155	155	377.29	377.29				
126	Feb-20	BHALKI	Alandi	9597.4	9598	20000	0.01	0.00	0.01	586	586	17.61	17.61				
127	Feb-20	BHALKI	Dadgi	743.32	751.66	20000	0.17	0.02	0.14	685	685	209.41	209.41				
128	Feb-20	BHALKI	Hornal	1224.4	1287.5	200	0.13	0.02	0.11	445	445	243.89	243.89				
129	Feb-20	BHALKI	Talwad (k)	2642.5	2687.8	2000	0.09	0.01	0.08	435	435	179.12	179.12				
130	Feb-20	BHALKI	Dhannura	3707.6	3815.9	2000	0.22	0.03	0.19	173	173	1076.74	1076.74				
131	Feb-20	BHALKI	Chanadapur	3198.8	3200.5	2000	0.08	0.01	0.07	127	127	564.76	564.76				
132	Feb-20	BHALKI	Karayal	MNR	MNR	2000	0.01	0.00	0.01	574	574	20.08	20.08				
133	Feb-20	BHALKI	Hupla	MNR	MNR	0	0.30	0.04	0.26	299	299	862.88	862.88				
134	Feb-20	BHALKI	Holpal	MNR	MNR	0	0.45	0.06	0.39	508	508	761.81	761.81				
135	Feb-20	BHALKI	Katyal	MNR	MNR	2000	0.50	0.07	0.43	502	502	856.57	856.57				
136	Feb-20	BHALKI	Holhali	15177.5	15253.8	2000	0.20	0.10	0.10	456	456	1320.18	1320.18				
137	Feb-20	BHALKI	Halsi Tugaon	MNR	MNR	0	0.60	0.08	0.52	456	456	1131.58	1131.58				
138	Feb-20	BHALKI	Manekeshwar	MNR	MNR	0	0.30	0.04	0.26	251	251	1027.89	1027.89				
139	Feb-20	BHALKI	N.Sangam	18530.8	18652.2	2000	0.24	0.03	0.21	620	620	336.79	336.79				
140	Feb-20	BHALKI	Konali	MNR	MNR	0	0.50	0.07	0.43	311	311	1382.64	1382.64				
141	Feb-20	BHALKI	Halsi	MNR	MNR	0	0.60	0.08	0.52	761	761	678.06	678.06				
142	Feb-20	BHALKI	Inchur	MNR	MNR	0	0.20	0.10	0.10	170	170	3541.18	3541.18				
143	Feb-20	BHALKI	Ladha	MNR	MNR	2000	0.80	0.11	0.69	311	311	2212.22	2212.22				
144	Feb-20	BHALKI	Saigao	MNR	MNR	1000	0.60	0.08	0.52	535	535	964.49	964.49				
145	Feb-20	BHALKI	Navadagi	9598.6	9669	1000	0.07	0.01	0.06	155	155	390.61	390.61				
146	Feb-20	BHALKI	Chilla	182198.6	182707.3	333	0.17	0.02	0.15	485	485	300.37	300.37				
147	Feb-20	BHALKI	Bhatlamba	954907	957029	20	0.04	0.01	0.04	486	486	75.10	75.10				
148	Feb-20	BHALKI	Kalgera	22899.43	23011.04	2000	0.22	0.03	0.19	279	279	688.06	688.06				
149	Feb-20	BHALKI	Bhatsangavi	6955.31	7021.64	2000	0.13	0.02	0.11	283	283	403.14	403.14				
150	Feb-20	BHALKI	Laniwad	MNR	MNR	2000	0.40	0.06	0.34	486	486	707.82	707.82				
151	Feb-20	BHALKI	Lakhangaon	MNR	MNR	0	0.30	0.04	0.26	279	279	924.73	924.73				
152	Feb-20	BHALKI	Kasartugaon	MNR	MNR	0	0.10	0.01	0.09	283	283	303.89	303.89				
153	Feb-20	Bidar	Amiapur	50016.2	50259.6	1000	0.24	0.03	0.21	715	715	292.76	292.76				
154	Feb-20	Bidar	Gunalli	9566.6	9803.2	4000	0.95	0.13	0.81	789	789	1031.56	1031.56				
155	Feb-20	Bidar	IP Astoor	2476.1	24872.6	2000	0.22	0.03	0.19	703	703	273.05	273.05				
156	Feb-20	Bidar	Chimkhod	MNR	MNR	3000	0.10	0.01	0.09	732	732	117.49	117.49				

306



Executive Engineer  
Regulatory Affairs  
Corporate Office,  
GESCOM, KALABURAGI

S.No	Month	Name of Sub-Div	Name of segregated agricultural feeders in the subdivision	Initial energy meter reading in the feeder	Final energy meter reading in the feeder	Meter Constant	Monthly consumption in MU as recorded in all agricultural feeders pertaining to the subdivision at the substations	Distribution loss (11KV line, DTC & LT line) & sales to other consumers if any in MU (losses in all the agricultural feeders in a subdv to be considered)	Net consumption in MU duty deducting the Distribution loss (11KV line, DTC & LT line) & sales to other consumers if any.	No. of IP sets connected to the			Total no of IP sets in the			
										7a	7b	7c	9a	9b	9c	
157	Feb-20	Bidar	3	3a	3b	3c	4=(3b-3c)/3c	5*	6=4.5	7a	7b	7c	8=6/7c	9a	9b	9c
158	Feb-20	Bidar	Gadgi	MNR	MNR	2000	0.20	0.03	0.17	729	729	729	235.94			
159	Feb-20	Bidar	Dharmapur	4488	4622.7	2000	0.27	0.04	0.23	706	706	706	328.16			
160	Feb-20	Bidar	Godampoli	3520.9	3630.5	2000	0.22	0.03	0.19	822	822	822	229.33	13486	13536	13511
161	Feb-20	Bidar	Budhera	4797.8	4933.8	2000	0.27	0.04	0.23	715	715	715	327.16			
162	Feb-20	Bidar	Baroor	MNR	MNR	20000	0.30	0.04	0.26	705	705	705	365.96			
163	Feb-20	Bidar	Hokrana	4667.5	4832	2000	0.33	0.05	0.28	358	358	358	780.73			
164	Feb-20	Bidar	Manhalli	3887.1	4004.3	2000	0.23	0.03	0.20	812	812	812	248.26			
165	Feb-20	Bidar	MARKAL	13404	13404	2000	0.14	0.02	0.12	810	810	810	151.61			
166	Feb-20	Bidar	yemalli	13444.8	13549.7	2000	0.21	0.03	0.18	785	785	785	229.84			
167	Feb-20	Kamithana	alivabad	13465.7	13529.8	2000	0.13	0.02	0.11	797	797	797	138.33			
168	Feb-20	Kamithana	Kanganakal	46220.3	46549.6	1000	0.33	0.05	0.28	813	813	813	348.34			
169	Feb-20	Kamithana	Bellura	18183.4	18292.3	1000	0.11	0.02	0.09	347	347	347	269.90			
170	Feb-20	Kamithana	Yadlapur	MNR	MNR		0.40	0.06	0.34	456	456	456	754.39			
171	Feb-20	Kamithana	Kadwad	MNR	MNR		0.65	0.09	0.56	536	536	536	1042.91			
172	Feb-20	Kamithana	Chalnalli	MNR	MNR		0.45	0.06	0.39	507	507	507	763.31			
173	Feb-20	Kamithana	Andoora	138833	141647	100	0.28	0.04	0.24	552	552	552	438.41			
174	Feb-20	Kamithana	Aitwal	4236.2	4290.83	20000	0.29	0.04	0.25	592	592	592	425.06			
175	Feb-20	Kamithana	Sekenderapur	2991.1	3142.1	2000	0.30	0.04	0.26	613	613	613	423.69	10657.00	10657.00	10657
176	Feb-20	Kamithana	Naubad	3977.89	3987.02	30000	0.27	0.04	0.23	609	609	609	386.79			
177	Feb-20	Kamithana	Aurad (S)	MNR	MNR		0.15	0.02	0.13	625	625	625	206.40			
178	Feb-20	Kamithana	Baagalthanada	MNR	MNR		0.44	0.06	0.38	533	533	533	709.94			
179	Feb-20	Kamithana	Baagal	MNR	MNR		0.30	0.04	0.26	615	615	615	419.51			
180	Feb-20	Kamithana	Hannadi	MNR	MNR		0.25	0.04	0.22	747	747	747	287.82			
181	Feb-20	Kamithana	Kherni Ranlal	4333.83	4333.83	30000	0.25	0.03	0.21	478	478	478	441.51			
182	Feb-20	Kamithana	Sangolal	551.82	556.12	20000	0.09	0.01	0.07	449	449	449	164.72			
183	Feb-20	HUMNABAD	Old Nandapur IP	8199.4	8142.4	1000	0.06	0.01	0.05	258	258	258	176.33	41685	41753	41719
184	Feb-20	HUMNABAD	Hankuni IP	4637.7	46389.7	1000	0.25	0.03	0.21	240	240	240	820.31			
185	Feb-20	HUMNABAD	Sindhankera IP F-5	8231.22	8139.61	2000	0.18	0.03	0.16	431	431	431	349.38			
186	Feb-20	HUMNABAD	Madaragan IP F-6	10999.2	10812.1	2000	0.37	0.05	0.32	450	450	450	684.71			
187	Feb-20	HUMNABAD	Chalbaral IP		MNR	2000	0.10	0.01	0.09	376	376	376	217.17	10433	10433	10718
188	Feb-20	HUMNABAD	Hunsara IP		MNR	2000	0.10	0.01	0.09	566	566	566	146.76			
189	Feb-20	HUMNABAD	Hunsara IP	6200.7	6092.3	2000	0.15	0.02	0.13	550	550	550	226.32			
190	Feb-20	HUMNABAD	Muanoor IP	1226.85	1097.88	2000	0.26	0.04	0.22	624	624	624	320.53			
191	Feb-20	HUMNABAD	Hantkera IP	865.6	699.5	2000	0.33	0.05	0.29	601	601	601	344.99			
192	Feb-20	HUMNABAD	Poola Colony IP	334.1	241.9	2000	0.18	0.03	0.16	585	585	585	262.12			
193	Feb-20	MannaEkhelli	Itaga	13259.10	13344.00	2000	0.17	0.02	0.15	413	413	413	337.25			
194	Feb-20	MannaEkhelli	Naganera	5227.40	5372.30	2000	0.29	0.02	0.25	305	305	305	766.86			
195	Feb-20	MannaEkhelli	Chandlera	6427.60	6516.60	2000	0.18	0.02	0.15	375	375	375	387.54			
196	Feb-20	MannaEkhelli	Ubad Wadi	4663.60	4722.30	2000	0.12	0.02	0.10	577	577	577	169.12			
197	Feb-20	MannaEkhelli	Bemalkheda	3528.59	3606.62	2000	0.16	0.02	0.13	422	422	422	303.65			
198	Feb-20	MannaEkhelli	Udamnalli	20976.86	21056.64	2000	0.16	0.02	0.14	438	438	438	299.61			
199	Feb-20	MannaEkhelli	Meenera	3412.13	3424.14	15000	0.18	0.03	0.15	300	300	300	484.15			
200	Feb-20	MannaEkhelli	Mustari	28720.60	28929.10	2000	0.42	0.06	0.36	480	480	480	717.24			
201	Feb-20	MannaEkhelli	Chilgappa	23732.20	23844.50	2000	0.22	0.03	0.19	348	348	348	524.88			
202	Feb-20	MannaEkhelli	Kodambal	31404.30	31528.40	2000	0.25	0.03	0.21	469	469	469	436.51			
203	Feb-20	Basavakalyan	Neelkanthwadi	2791.97	2948.62	1000	0.16	0.02	0.13	412	412	412	311.85			
204	Feb-20	Basavakalyan	Gundoor	3715.42	3798.49	1000	0.08	0.01	0.07	548	548	548	125.78			
205	Feb-20	Basavakalyan	Gaur	0	0	4000	0.10	0.01	0.09	624	624	624	133.54			
206	Feb-20	Basavakalyan	Belur	4622.27	4633.19	2000	0.02	0.00	0.02	132	132	132	123.57			
207	Feb-20	Basavakalyan	Parapur	19711.20	19915.50	1000	0.20	0.03	0.18	550	550	550	308.24			
208	Feb-20	Basavakalyan	Konali	2233.40	2233.40	1000	0.10	0.01	0.09	520	520	520	159.26			
209	Feb-20	Basavakalyan	Mirkal	2214.97	2239.17	20000	0.48	0.07	0.42	450	450	450	885.62			


307



Executive Engineer  
Regulatory Affairs  
Corporate Office,  
GESCOM, KALABURAGI

Sl.No	Month	Name of Sub-Divn	Name of segregated agricultural feeders in the subdivision	Initial energy meter reading in the feeder	Final energy meter reading in the feeder	Meter Constant	Monthly consumption in MU as recorded in all agricultural feeders pertaining to the subdivision at the substations	Distribution loss (11KV line, DTC & LT line) & sales to other consumers if any in MU (losses in all the agricultural feeders in a subdv to be considered)	Net consumption in MU duly deducting the Distribution loss (11KV line, DTC & LT line) & sales to other consumers if any.	No. of IP sets connected to the			Total no of IP sets in the		
										7a	7b	7c	9a	9b	9c
	1	2	3	3a	3b	3c	4=(3b-3c)*3c	5*	6-4.5	7a	7b	7c	9a	9b	9c
210	Feb-20	Basavakalyan	Ujimb	21048.76	21242.32	2000	0.39	0.02	0.37	240	280	1414.48	16666	16666	10-8896
211	Feb-20	Basavakalyan	Ghotola	18118.04	18243.84	2000	0.25	0.04	0.22	150	190	1272.80			10-8896
212	Feb-20	Basavakalyan	Morkhandi	84340.50	85183.50	2000	0.17	0.02	0.14	150	190	852.92			10-8896
213	Feb-20	Basavakalyan	Ramirth K	80002.10	80916.20	2000	0.18	0.03	0.16	210	250	683.59			10-8896
214	Feb-20	Basavakalyan	Halli	36147.10	36652.90	2000	0.10	0.01	0.09	250	290	322.21			10-8896
215	Feb-20	Basavakalyan	Muchalamba	10611.47	10746.37	2000	0.27	0.04	0.24	150	190	1385.11			10-8896
216	Feb-20	Basavakalyan	Dhannur (K)	15623.02	15805.92	2000	0.37	0.05	0.32	200	240	1437.76			10-8896
217	Feb-20	Basavakalyan	Godraipally	7642.12	7711.40	2000	0.14	0.02	0.12	250	290	441.34			10-8896
	Total					36	7.4061	1.0020	6.4040	14313	15753	15033	35004	35004	14.91
218	Feb-20	Koppal	F1-Kammaar	33350.20	33413.50	2000	0.13	0.01	0.12	327	327	367.80			10-8896
219	Feb-20	Koppal	F3-Gondabai	44775.37	44837.32	2000	0.12	0.01	0.12	545	545	215.97			10-8896
220	Feb-20	Koppal	F4-LIS	224583.50	224664.60	5000	1.41	0.07	1.34	775	775	1722.87			10-8896
221	Feb-20	Koppal	F5-Bogana	MNR	MNR	2000	0.80	0.04	0.76	1080	1080	703.70			10-8896
222	Feb-20	Koppal	F6-Bosapur	30284.20	30338.30	2000	0.11	0.01	0.10	166	166	619.22			10-8896
223	Feb-20	Koppal	F1-Chilakurki	13999.88	14014.86	20000	0.30	0.01	0.28	363	363	784.08			10-8896
224	Feb-20	Koppal	F2-C.Bommal	7819.80	7828.52	20000	0.17	0.01	0.17	263	263	629.96			10-8896
225	Feb-20	Koppal	F3-H.Bommal	5488.66	5488.38	20000	0.09	0.00	0.09	434	434	206.64			10-8896
226	Feb-20	Koppal	F4-Methagal	17047.01	17097.41	20000	0.09	0.00	0.09	205	205	420.78			10-8896
227	Feb-20	Koppal	F7-Shidaganalli IP	MNR	MNR	20000	0.70	0.04	0.67	587	587	1132.88			10-8896
228	Feb-20	Koppal	F1-Byrapur	4509.59	4512.93	20000	0.07	0.00	0.06	421	421	150.74			10-8896
229	Feb-20	Koppal	F3-WSJIP	2316.12	2323.07	20000	0.14	0.01	0.13	404	404	326.86			10-8896
230	Feb-20	Koppal	F4-Belagalli	364.25	366.90	20000	0.05	0.00	0.05	380	380	132.50			10-8896
231	Feb-20	Koppal	F5-Kavatur	6542.24	6543.21	20000	0.02	0.00	0.02	149	149	123.69			10-8896
232	Feb-20	Koppal	F3-Ojanahalli	648.43	651.17	20000	0.05	0.00	0.05	398	398	130.80			10-8896
233	Feb-20	Koppal	F4-Irakalagada	2133.76	2140.29	20000	0.13	0.01	0.12	346	346	358.58			10-8896
234	Feb-20	Koppal	F5-Budshetral	1866.43	1877.41	20000	0.22	0.01	0.21	902	902	231.29			10-8896
235	Feb-20	Koppal	F6-Devalapura	2017.86	2021.66	20000	0.08	0.00	0.08	449	449	160.80			10-8896
236	Feb-20	Koppal	F1-Mainalli	2213.62	2215.15	20000	0.03	0.00	0.03	100	100	290.70			10-8896
237	Feb-20	Koppal	F2-H.Sindagi	1393.14	1395.00	20000	0.04	0.00	0.04	322	322	109.75			10-8896
238	Feb-20	Koppal	F4-Vadaganalli	6547.79	6551.41	20000	0.07	0.00	0.07	275	275	250.11			10-8896
239	Feb-20	Koppal	F6-C.Sindagi	2558.09	2561.00	20000	0.06	0.00	0.06	477	477	115.91			10-8896
240	Feb-20	Koppal	F1-Mooral	8091.60	8112.50	20000	0.42	0.02	0.40	228	228	1741.67			10-8896
241	Feb-20	Koppal	F2-Bochanalli	4301.50	4355.90	20000	1.09	0.05	1.03	703	703	1470.27			10-8896
242	Feb-20	Koppal	F3-Hankurli	22755.40	22835.90	20000	0.16	0.01	0.15	436	436	349.93			10-8896
243	Feb-20	Koppal	F5-Nigari IP	22696.50	22752.40	20000	0.11	0.01	0.11	426	426	249.32			10-8896
244	Feb-20	Koppal	F7-Nirali	MNR	MNR	20000	0.80	0.04	0.76	1018	1018	746.36			10-8896
245	Feb-20	Koppal	F8-Katarli	26202.60	26245.80	20000	0.09	0.00	0.08	296	296	277.30			10-8896
246	Feb-20	Koppal	F-11 Bisaralli IP	1080.70	1107.50	20000	0.05	0.00	0.05	322	322	158.14			10-8896
247	Feb-20	Koppal	F2-Abbigeri	17493.30	17503.84	20000	0.20	0.01	0.20	216	216	927.13			10-8896
248	Feb-20	Koppal	F6-D.Hosalli IP	1926.49	1929.07	20000	0.05	0.00	0.05	602	602	81.43			10-8896
249	Feb-20	Munitrabad	Hittal Feeder (F2)	12.90	66.80	20000	0.11	0.01	0.10	392	392	261.25			10-8896
250	Feb-20	Munitrabad	F3-Mudlapura	397.00	403.8	10000	0.07	0.00	0.06	41	41	1575.61			10-8896
251	Feb-20	Munitrabad	Gaddimat (F5)	7249.30	7299.3	20000	0.10	0.01	0.10	377	377	251.99			10-8896
252	Feb-20	Munitrabad	Narayanaip F5	12919.81	12957.18	20000	0.75	0.04	0.71	437	437	1624.78			10-8896
253	Feb-20	Munitrabad	Narayanaip F10	8329.78	8402.2	20000	0.14	0.01	0.14	333	333	413.21			10-8896
254	Feb-20	Munitrabad	Inragali F4	13121.61	13167.58	20000	0.92	0.05	0.87	557	557	1568.10			10-8896
255	Feb-20	Munitrabad	Halle Kuratiga F11	6652.81	6701.06	20000	0.10	0.00	0.09	323	323	283.82			10-8896
256	Feb-20	Munitrabad	Kunkera F1	MNR	MNR	no CT	0.70	0.04	0.67	571	571	1164.62			10-8896
257	Feb-20	Munitrabad	Karkhali F2	865.14	867.97	20000	0.06	0.00	0.05	215	215	250.09			10-8896
258	Feb-20	Munitrabad	Allanagar F5	24728.24	24753.9	30000.00	0.08	0.00	0.07	306	306	238.99			10-8896
259	Feb-20	Munitrabad	Lachankeri F6	MNR	MNR	20000.00	0.65	0.03	0.62	572	572	1079.55			10-8896
260	Feb-20	Munitrabad	Galamma Gudri F10	4874.40	4904.17	20000.00	0.06	0.00	0.05	308	308	171.31			10-8896
261	Feb-20	Munitrabad	Kalthavaraipura F11	15083.40	15191.7	666.00	0.07	0.00	0.07	566	566	121.06			10-8896
262	Feb-20	Munitrabad	Gingigera F12	MNR	MNR	20000.00	0.63	0.03	0.59	576	576	1030.82			10-8896


308



*[Signature]*  
**Executive Engineer**  
**Regulatory Affairs**  
**Corporate Office,**  
**GESCOM, KALABURAGI**

Sl.No	Month	Name of Sub-Divn	Name of segregated agricultural feeders in the subdivision	Initial energy meter reading in the feeder	Final energy meter reading in the feeder	Meter Constant	Monthly consumption in MU as recorded in all agricultural feeders pertaining to the subdivision at the substations	Distribution loss (11KV line, DTC & LT line) & sales to other consumers if any. In MU (losses in all the agril feeders in a subdiv to be considered)	Net consumption in MU duty deducting the Distribution loss (11KV line, DTC. & LT line) & sales to other consumers if any.	No. of IP sets connected to the			Average consumption per month (specific Cons/IP/M onth)	Total no of IP sets in the			Total sales to IP sets I MU
										7a	7b	7c		8=6/7c	9a	9b	
263	Feb-20	Munirabad	Kukanapalli feeder	3950.99	3956.08	20000.00	0.10	0.01	0.10	364	364	364	265.69	364	364	364	0.10
264	Feb-20	Munirabad	Shivana Thanda Idr	MNR	MNR	20000.00	0.80	0.04	0.76	258	258	258	2945.74	258	258	258	0.76
265	Feb-20	Munirabad	Budeshwara F5	2043.67	2043.67	20000.00	0.11	0.01	0.10	259	259	259	395.41	259	259	259	0.10
266	Feb-20	Yelburga	F3 Mandalamatti	5994.71	6003.55	40000	0.35	0.02	0.34	884	884	884	380.00	884	884	884	0.34
267	Feb-20	Yelburga	F4 Chikkamyageri	5836.07	5849.59	20000	0.27	0.01	0.26	236	236	236	1088.47	236	236	236	0.26
268	Feb-20	Yelburga	F6 Mudhol	4482.13	4492.19	20000	0.20	0.01	0.19	678	678	678	281.92	678	678	678	0.19
269	Feb-20	Yelburga	F7 Ballutal	5230.41	5233.77	40000	0.13	0.01	0.13	518	518	518	246.49	518	518	518	0.13
270	Feb-20	Yelburga	F2 Toralakatli (Hunshihali)	MNR	MNR		0.98	0.05	0.93	663	663	663	1404.22	663	663	663	0.93
271	Feb-20	Yelburga	F3 Matladinni	MNR	MNR		0.90	0.05	0.86	482	482	482	1773.86	482	482	482	0.86
272	Feb-20	Yelburga	Gunnal	MNR	MNR		0.85	0.04	0.81	416	416	416	1941.11	416	416	416	0.81
273	Feb-20	Yelburga	F1 Salabthavi	MNR	MNR		0.88	0.04	0.84	406	406	406	2059.11	406	406	406	0.84
274	Feb-20	Yelburga	F2 HireArallihalli	MNR	MNR		1.10	0.06	1.05	496	496	496	2106.85	496	496	496	1.05
275	Feb-20	Yelburga	F3 Dammur	MNR	MNR		0.62	0.03	0.59	308	308	308	1912.34	308	308	308	0.59
276	Feb-20	Yelburga	Konasagar	MNR	MNR		1.30	0.07	1.24	656	656	656	1882.62	656	656	656	1.24
277	Feb-20	Yelburga	F1 Gaurai	MNR	MNR	20000.00	0.46	0.02	0.44	205	205	205	2137.99	205	205	205	0.44
278	Feb-20	Yelburga	F4-Yerhanichal	MNR	MNR	20000.00	0.47	0.02	0.45	215	215	215	2076.74	215	215	215	0.45
279	Feb-20	Yelburga	F3 Shirur	MNR	MNR	20000.00	1.60	0.08	1.52	988	988	988	1538.46	988	988	988	1.52
280	Feb-20	Yelburga	F5-Kallur	MNR	MNR		0.60	0.03	0.57	205	205	205	2780.49	205	205	205	0.57
281	Feb-20	Yelburga	F2-Nelajeri	MNR	MNR		0.92	0.05	0.87	503	503	503	1737.57	503	503	503	0.87
282	Feb-20	Yelburga	Kudimoli	MNR	MNR		1.30	0.07	1.24	648	648	648	1905.86	648	648	648	1.24
283	Feb-20	Yelburga	F4 Bevoor	MNR	MNR	2000	0.56	0.03	0.53	210	210	210	2533.33	210	210	210	0.53
284	Feb-20	Yelburga	F1 Benkal	MNR	MNR	2000	0.90	0.05	0.86	350	350	350	2442.86	350	350	350	0.86
285	Feb-20	Yelburga	F6 Banapur	5981.40	5908.95	1000	0.03	0.00	0.03	208	208	208	125.83	208	208	208	0.03
286	Feb-20	Yelburga	F2 Lakamapur	3991.73	3991.73	1000	0.05	0.00	0.05	84	84	84	556.77	84	84	84	0.05
287	Feb-20	Yelburga	F1 Bevoor	142.41	159.89	20000	0.35	0.02	0.33	281	281	281	1181.92	281	281	281	0.33
288	Feb-20	Yelburga	F2 Guttur	MNR	MNR	2000	1.20	0.06	1.14	484	484	484	2355.37	484	484	484	1.14
289	Feb-20	Yelburga	F3 muradi	1426.50	1595.50	2000	0.34	0.02	0.32	391	391	391	821.23	391	391	391	0.32
290	Feb-20	Yelburga	F4 Hunshali	2020.50	2020.50	2000	1.20	0.06	1.14	519	519	519	2196.53	519	519	519	1.14
291	Feb-20	Yelburga	F5 Veddoni	27605.90	27736.50	2000	0.26	0.01	0.25	602	602	602	412.19	602	602	602	0.25
292	Feb-20	Yelburga	F6 Ungadalli	15224.00	15314.60	2000	0.18	0.01	0.17	323	323	323	532.94	323	323	323	0.17
293	Feb-20	Yelburga	F2 Hirewaddarkal	6435.70	6479.10	2000	0.09	0.01	0.08	303	303	303	272.15	303	303	303	0.08
294	Feb-20	Yelburga	F3 Talikeri	26570.70	26631.70	2000	0.12	0.01	0.12	420	420	420	275.95	420	420	420	0.12
295	Feb-20	Yelburga	F4-Chikamannapur	32619.1	32744.6	2000	0.25	0.01	0.24	200	200	200	1192.25	200	200	200	0.24
296	Feb-20	Yelburga	F3-Hagedhal	4729.30	4824.46	2000	0.19	0.01	0.18	254	254	254	711.83	254	254	254	0.18
297	Feb-20	Yelburga	F5-Zoolkatli	11884.01	11995.56	2000	0.22	0.01	0.21	77	77	77	2752.53	77	77	77	0.21
298	Feb-20	Yelburga	F6-Bandi	7220.47	7324.59	2000	0.21	0.01	0.20	191	191	191	1035.75	191	191	191	0.20
299	Feb-20	Yelburga	F2-Chikabannigal	3136.18	3236.63	2000	0.20	0.01	0.19	474	474	474	402.65	474	474	474	0.19
300	Feb-20	Yelburga	F4-Tummuuguddi	842.09	869.64	20000	0.55	0.03	0.52	203	203	203	2578.57	203	203	203	0.52
301	Feb-20	RSD, Rcr	F 1 Nelhal	5368.75	5395.985	1000	0.03	0.00	0.02	129	129	129	181.57	129	129	129	0.02
302	Feb-20	RSD, Rcr	F7 Shakavadi	1742.9	1771.15	20000	0.57	0.08	0.49	264	264	264	1840.53	264	264	264	0.49
303	Feb-20	RSD, Rcr	J 1-Balamaddadi	17776.5	17965.03	2000	0.38	0.05	0.32	649	649	649	499.65	649	649	649	0.32
304	Feb-20	RSD, Rcr	J 2-Sinanoadi	29264.17	29313.7	2000	0.10	0.01	0.09	252	252	252	338.06	252	252	252	0.09
305	Feb-20	RSD, Rcr	W4 Wadavattli	35614.4	35779.13	2000	0.36	0.05	0.31	518	518	518	600.11	518	518	518	0.31
306	Feb-20	RSD, Rcr	W5 Channarabanda	MNR	MNR	2000	0.21	0.03	0.18	257	257	257	702.72	257	257	257	0.18
307	Feb-20	RSD, Rcr	W-8 Babur	MNR	MNR	2000	0.20	0.03	0.17	515	515	515	333.98	515	515	515	0.17
308	Feb-20	RSD, Rcr	W12 Singanodi Thanda	6181.8	6472.665	1000	0.29	0.04	0.25	518	518	518	482.90	518	518	518	0.25
309	Feb-20	RSD, Rcr	W6 Singanodi	45604.86	45944.43	2000	0.68	0.10	0.58	893	893	893	654.04	893	893	893	0.58
310	Feb-20	RSD, Rcr	S-3 Arshinadi	32732.2	33144.165	1000	0.41	0.06	0.35	426	426	426	831.67	426	426	426	0.35
311	Feb-20	RSD, Rcr	S-5 Karakal	3096.5	31071.165	1000	0.11	0.01	0.09	426	426	426	214.32	426	426	426	0.09
312	Feb-20	RSD, Rcr	S-10 Kottakunda	50899.6	51352.365	1000	0.43	0.06	0.37	523	523	523	711.62	523	523	523	0.37
313	Feb-20	RSD, Rcr	S-11 Mammidoddi	38799.797	38799.797	1000	0.68	0.10	0.59	219	219	219	2673.45	219	219	219	0.59
314	Feb-20	RSD, Rcr	Y 2-Burdipad	1570.4	1613.13	2000	0.09	0.01	0.07	150	150	150	489.97	150	150	150	0.07
315	Feb-20	RSD, Rcr	Y-3 Sriapur	2411.3	2801.23	2000	0.78	0.11	0.67	360	360	360	1863.00	360	360	360	0.67
				<b>35</b>			<b>33.13</b>	<b>1.66</b>	<b>31.48</b>	<b>34151.00</b>	<b>34151.00</b>	<b>34151.00</b>	<b>921.67</b>	<b>34352.00</b>	<b>34352.00</b>	<b>34352.00</b>	<b>31.7</b>


309



*K. Kumar*  
 Executive Engineer  
 Regulatory Affairs  
 Corporate Office,  
 GESCOM, KALABURAGI

Sl.No	Month	Name of Sub-Div	Name of segregated agricultural feeders in the subdivision	Initial energy meter reading in the feeder	Final energy meter reading in the feeder	Meter Constant	Monthly consumption in MU as recorded in all agricultural feeders pertaining to the subdivision at the substations	Distribution loss (11KV line, DTC & LT line) & sales to other consumers if any in MU (losses in all the agricultural feeders in a subdiv to be considered)	Net consumption in MU duty deducting the Distribution loss (11KV line, DTC & LT line) & sales to other consumers if any.	No. of IP sets connected to the			Total no of IP sets in the			Total sales to IP sets / MU
										7a	7b	7c	9a	9b	9c	
316	Feb-20	RSD, Rcr	Y-5 Alpkur IP	2842.5	3190.03	2000	0.70	0.10	0.60	280	280	280	280	280	280	0.60
317	Feb-20	RSD, Rcr	Y-6 Jeeranahalli	4222.4	4321.53	2000	0.20	0.03	0.17	352	352	352	352	352	352	0.17
318	Feb-20	RSD, Rcr	Y-8 Kaitvalodadi	4157.1	4183.83	2000	0.05	0.01	0.05	450	450	450	450	450	450	0.05
319	Feb-20	RSD, Rcr	Y-10 Nacarsi Camp	3037.4	3092.13	2000	0.11	0.02	0.09	398	398	398	398	398	398	0.09
320	Feb-20	RSD, Rcr	Y-11 D.Rampura	4108.6	4202.13	2000	0.19	0.03	0.16	480	480	480	480	480	480	0.16
321	Feb-20	RSD, Rcr	Y-12 Anshigera	2739.5	2855.43	2000	0.23	0.03	0.20	216	216	216	216	216	216	0.20
322	Feb-20	RSD, Rcr	F-1 Guniahalli IP	5832	6093.13	2000	0.52	0.07	0.45	365	365	365	365	365	365	0.45
323	Feb-20	RSD, Rcr	F-2 Puchaladinni	4305.8	4567.73	2000	0.52	0.07	0.45	186	186	186	186	186	186	0.45
324	Feb-20	RSD, Rcr	F-11 L.K. Doodi	2159.4	2450.13	2000	0.58	0.08	0.50	200	200	200	200	200	200	0.50
325	Feb-20	RSD, Rcr	F-12 Jambaladinni	5952.3	6226.23	2000	0.55	0.02	0.47	327	327	327	327	327	327	0.47
326	Feb-20	RSD, Rcr	M 9-Hirapur	MNR	5806.13	2000	0.14	0.08	0.12	327	327	327	327	327	327	0.12
327	Feb-20	RSD, Rcr	M-3-Garaldinni	5535.5	6043.365	1000	0.15	0.02	0.13	427	427	427	427	427	427	0.13
328	Feb-20	RSD, Rcr	M-5-Purifalli	5574.07	5980.16	2000	0.81	0.11	0.70	249	249	249	249	249	249	0.70
329	Feb-20	RSD, Rcr	F-2 Ihunahadadi	2674.07	26807.02	2000	0.13	0.02	0.12	211	211	211	211	211	211	0.12
330	Feb-20	RSD, Rcr	F-6 Pancharamuki	2029.15	2453	2000	0.65	0.12	0.73	285	285	285	285	285	285	0.73
331	Feb-20	RSD, Rcr	F-3 Bichalli	4455.56	4681.81	2000	0.45	0.06	0.39	278	278	278	278	278	278	0.39
332	Feb-20	RSD, Rcr	F-4 Kere Budoor	12070.31	12382.24	2000	0.62	0.09	0.54	398	398	398	398	398	398	0.54
333	Feb-20	RSD, Rcr	F6 Mallavabad	20684	20884.59	2000	0.40	0.06	0.35	192	192	192	192	192	192	0.35
334	Feb-20	RSD, Rcr	F2 Mallapur	23654	23877.02	2000	0.45	0.06	0.38	216	216	216	216	216	216	0.38
335	Feb-20	RSD, Rcr	F4 Massadadi	15114	15314.22	2000	0.40	0.06	0.34	539	539	539	539	539	539	0.34
336	Feb-20	RSD, Rcr	F1-Ansiera londa	3938.35	4343.68	2000	0.77	0.11	0.66	206	206	206	206	206	206	0.66
337	Feb-20	RSD, Rcr	F2 Chandrabanda	5678.7	6059.31	2000	0.76	0.11	0.65	284	284	284	284	284	284	0.65
338	Feb-20	RSD, Rcr	F-4 Maremma Camp	10889.83	11891.4	2000	2.00	0.28	1.72	455	455	455	455	455	455	1.72
339	Feb-20	RSD, Rcr	F-6 Naaganadadi	23239.2	23441.93	2000	0.41	0.06	0.35	793	793	793	793	793	793	0.35
340	Feb-20	RSD, Rcr	C-13 Rural	289.79	507.76	2000	0.44	0.13	0.37	650	650	650	650	650	650	0.37
341	Feb-20	RSD, Rcr	F3 Sulthanur IP	2230.6	2704.13	2000	0.95	0.13	0.81	649	649	649	649	649	649	0.81
342	Feb-20	RSD, Rcr	F3 Mirapur	1243.1	1370.63	2000	0.26	0.04	0.22	836	836	836	836	836	836	0.22
343	Feb-20	Manvi	F2 Talamaru IP	14051.00	14097.02	20000	0.92	0.13	0.79	1043	1043	1043	1043	1043	1043	0.79
344	Feb-20	Manvi	Near Manvi F-2	22422.43	22816.94	2000	0.79	0.11	0.68	533	533	533	533	533	533	0.68
345	Feb-20	Manvi	Chimlapur F-7	22748.07	22874.16	2000	0.15	0.02	0.13	655	655	655	655	655	655	0.13
346	Feb-20	Manvi	Janaka F-4	20175.51	20579.12	2000	0.81	0.11	0.69	253	253	253	253	253	253	0.69
347	Feb-20	Manvi	Mustur F-5	30302.06	30745.39	2000	0.89	0.12	0.76	261	261	261	261	261	261	0.76
348	Feb-20	Manvi	Sanganur F-6	2811.90	2869.03	2000	0.11	0.02	0.10	398	398	398	398	398	398	0.10
349	Feb-20	Manvi	Rajoli M-11	861.90	862.935	1000	0.95	0.13	0.82	695	695	695	695	695	695	0.82
350	Feb-20	Manvi	Aroli M-2	12910.30	12968.63	2000	0.75	0.02	0.73	315	315	315	315	315	315	0.73
351	Feb-20	Manvi	Mudamavadda	25797.50	26174.63	2000	0.12	0.02	0.10	315	315	315	315	315	315	0.10
352	Feb-20	Manvi	Jeenur IP	29098.10	29540.03	2000	0.75	0.02	0.73	342	342	342	342	342	342	0.73
353	Feb-20	Manvi	Madapur F-3	23911.80	24084.65	2000	0.88	0.12	0.76	195	195	195	195	195	195	0.76
354	Feb-20	Manvi	Kalnarki	4784.20	4822.53	2000	0.17	0.02	0.15	418	418	418	418	418	418	0.15
355	Feb-20	Manvi	Daddal	28953.30	29540.03	1000	0.12	0.02	0.10	398	398	398	398	398	398	0.10
356	Feb-20	Manvi	Cheekalparvi	21038.90	21511.63	2000	0.95	0.13	0.81	195	195	195	195	195	195	0.81
357	Feb-20	Manvi	Kapadi	13297.20	13489.53	2000	0.38	0.05	0.33	289	289	289	289	289	289	0.33
358	Feb-20	Manvi	Bagalawada	13623.20	14147.93	2000	1.05	0.15	0.90	261	261	261	261	261	261	0.90
359	Feb-20	Manvi	Solkam	4784.20	4822.53	2000	0.08	0.01	0.07	418	418	418	418	418	418	0.07
360	Feb-20	Manvi	Ralalabanda	1995.90	2173.03	2000	0.35	0.05	0.30	543	543	543	543	543	543	0.30
361	Feb-20	Manvi	Walkamanni	1466.40	1623.13	2000	0.35	0.05	0.30	995	995	995	995	995	995	0.30
362	Feb-20	Manvi	Gardal	887.10	1163.83	2000	0.55	0.08	0.48	314	314	314	314	314	314	0.48
363	Feb-20	Shwar	Hussainur IP	26707.6	27050.965	1000	0.34	0.05	0.30	358	358	358	358	358	358	0.30
364	Feb-20	Shwar	Aithmar IP	178335.7	178445.538	250	0.03	0.00	0.02	594	594	594	594	594	594	0.02
365	Feb-20	Shwar	Navalikal IP	16793	17118.93	2000	0.65	0.09	0.56	662	662	662	662	662	662	0.56
366	Feb-20	Shwar	Narabanda IP	MNR	1799.692	2000	0.15	0.02	0.13	358	358	358	358	358	358	0.13
367	Feb-20	Shwar	Kurkunda IP	1738.3	1799.692	1000	0.06	0.01	0.05	867	867	867	867	867	867	0.05
368	Feb-20	Shwar	Mallat IP	2077.2	2294.9325	500	0.11	0.02	0.09	597	597	597	597	597	597	0.09
369	Feb-20	Shwar	Mochanur IP	76785.9	77205.0684	666.7	0.28	0.04	0.24	1094	1094	1094	1094	1094	1094	0.24

310



*[Signature]*  
**Executive Engineer**  
**Regulatory Affairs**  
**Corporate Office,**  
**GESCOM, KALABURAGI**

Sl.No	Month	Name of Sub-Divn	Name of segregated agricultural feeders in the subdivision	Initial energy meter reading in the feeder	Final energy meter reading in the feeder	Meter Constant	Monthly consumption in MU as recorded in all agricultural feeders pertaining to the subdivision at the substations	Distribution loss (11KV line, DTC & LT line) & sales to other consumers if any in MU (losses in all the agrt feeders in a subdv to be considered)	Net consumption in MU duly deducting the loss (11KV line, DTC. & LT line) & sales to other consumers if any.	No. of IP sets connected to the			Total no of IP sets in the				
										7a	7b	7c	8-6/7c	9a	9b	9c	
370	Feb-20	Sirwar	3 Kallur IP	3a MNR	3b	3c 1000	4-(3b-3c)/3c 0.25	5* 0.04	6-4-5 0.22	7a 867	7b 867	7c 867	8-6/7c 247.98	9a 867	9b 867	9c 867	10-8x9c 0.22
371	Feb-20	Deodurga	Chandankeri IP	5605	5665.465	1000	0.06	0.01	0.05	784	784	784	66.33	784	784	784	0.05
372	Feb-20	Deodurga	Gopalapur IP	31235.30	31524.665	1000	0.29	0.04	0.25	692	692	692	359.62	692	692	692	0.25
373	Feb-20	Deodurga	Alaikumal	37883.16	37910.46	20000	0.55	0.08	0.47	694	694	694	676.60	694	694	694	0.47
374	Feb-20	Deodurga	Galla IP	21801.50	23319.83	2000	3.04	0.43	2.61	821	821	821	3180.91	821	821	821	2.61
375	Feb-20	Deodurga	H. Siddapur IP	5058.50	5312.03	2000	0.51	0.07	0.44	314	314	314	1388.76	314	314	314	0.44
376	Feb-20	Deodurga	Chinchodi IP	11370.26	11409.56	20000	0.79	0.11	0.68	357	357	357	1893.45	357	357	357	0.68
377	Feb-20	Deodurga	Mundaragi IP	MNR	MNR	20000	0.15	0.02	0.13	374	374	374	344.92	374	374	374	0.13
378	Feb-20	Deodurga	Kothadodadi IP	20494.40	20701.13	2000	0.41	0.06	0.36	265	265	265	1341.79	265	265	265	0.36
379	Feb-20	Deodurga	K. Irabacera IP	7247.44	7277	20000	0.89	0.08	0.51	245	245	245	2075.23	245	245	245	0.51
380	Feb-20	Deodurga	Sunnadkal IP	2534.23	2534.23	2000	0.37	0.05	0.31	245	245	245	1282.84	245	245	245	0.31
381	Feb-20	Deodurga	Sunkeshwarhal IP	26278.00	26372.065	1000	0.99	0.01	0.08	357	357	357	226.60	357	357	357	0.08
382	Feb-20	Deodurga	Madaraki IP	10365.38	10694.285	1000	0.33	0.05	0.28	376	376	376	752.28	376	376	376	0.28
383	Feb-20	Deodurga	Mallapur IP (Alkod)	MNR	MNR	2000	0.15	0.02	0.13	196	196	196	658.16	196	196	196	0.13
384	Feb-20	Deodurga	Yatal IP	5132.90	5479.63	2000	0.69	0.10	0.48	296	296	296	2014.78	296	296	296	0.48
385	Feb-20	Deodurga	Hirebadoor IP	1314.10	1392.03	2000	0.86	0.08	0.48	239	239	239	2000.17	239	239	239	0.48
386	Feb-20	Deodurga	Kyadlagar IP Set	MNR	MNR	1000	0.15	0.02	0.13	237	237	237	544.30	237	237	237	0.13
387	Feb-20	Deodurga	Mallapur IP Set	MNR	MNR	20000	0.15	0.02	0.13	694	694	694	185.88	694	694	694	0.13
388	Feb-20	Deodurga	Shivanagali IP Set	19938.98	19992.28	20000	0.67	0.09	0.57	276	276	276	2075.22	276	276	276	0.57
389	Feb-20	Deodurga	Manasaqal IP	MNR	MNR	2000	0.15	0.02	0.13	354	354	354	364.41	354	354	354	0.13
390	Feb-20	Deodurga	Arishinjal IP	MNR	MNR	2000	0.33	0.05	0.28	227	227	227	1250.22	227	227	227	0.28
391	Feb-20	Deodurga	Benekal IP	5184.20	5546.53	2000	0.72	0.10	0.62	362	362	362	1721.57	362	362	362	0.62
392	Feb-20	Deodurga	Kurki halli IP	10270.40	10471.93	2000	0.40	0.06	0.35	354	354	354	979.19	354	354	354	0.35
393	Feb-20	Deodurga	Kamalidinni IP	6621.97	6649.27	20000	0.55	0.08	0.47	196	196	196	2395.71	196	196	196	0.47
394	Feb-20	Deodurga	Devaragudaga IP	4442.80	4732.33	2000	0.88	0.08	0.50	374	374	374	1331.53	374	374	374	0.50
395	Feb-20	Deodurga	Kalibandali IP	3615.00	3938.93	2000	0.65	0.09	0.56	543	543	543	1026.08	543	543	543	0.56
396	Feb-20	Deodurga	Ganacali IP	5950.30	6429.83	2000	0.96	0.13	0.82	256	256	256	3221.84	256	256	256	0.82
397	Feb-20	Gangavathi	Total	48658.03	48894.72	2000	0.47	0.03	0.44	528	528	528	842.76	528	528	528	0.44
398	Feb-20	Gangavathi	F-7 KESARATI	mtr faulty	mtr faulty	2000	0.30	0.02	0.28	253	253	253	1114.62	253	253	253	0.28
399	Feb-20	Gangavathi	F-9 SIDDIKERI	62774.55	62943.52	2000	0.34	0.02	0.32	709	709	709	448.04	709	709	709	0.32
400	Feb-20	Gangavathi	F-12HANAYAL	5233.7	5333.7	2000	0.20	0.01	0.19	498	498	498	377.51	498	498	498	0.19
401	Feb-20	Gangavathi	F-13 DANAPUR	mtr faulty	mtr faulty	20000	0.50	0.03	0.47	705	705	705	666.67	797	797	797	0.53
402	Feb-20	Gangavathi	F-14 MUSTUR	IDLE	IDLE	20000	0.60	0.04	0.56	194	194	194	2907.22	194	194	194	0.56
403	Feb-20	Gangavathi	F-15 HOSALLI	CT Burnt	CT Burnt	20000	0.50	0.03	0.47	666	666	666	705.71	666	666	666	0.47
404	Feb-20	Gangavathi	F-1 RAMPURNEW	34819.3	35132.2	2000	0.63	0.04	0.59	474	474	474	1241.04	474	474	474	0.59
405	Feb-20	Gangavathi	F-7 SULEKAL	er Burnton20/10	er Burnton20/10	2000	0.40	0.02	0.38	435	435	435	864.37	435	435	435	0.38
406	Feb-20	Gangavathi	F-8 MUSALAPUR	70.37	77.28	20000	0.14	0.01	0.13	120	120	120	1082.57	120	120	120	0.13
407	Feb-20	Gangavathi	F-1 AGOLI	37815.6	37815.6	2000	0.30	0.02	0.28	646	646	646	436.53	647	647	647	0.28
408	Feb-20	Gangavathi	F-2 HEMAGUDDA	35571	mtr faulty	2000	0.25	0.02	0.24	649	649	649	362.10	791	791	791	0.29
409	Feb-20	Gangavathi	F-4 ARHAL	39166.1	39325.2	2000	0.32	0.02	0.30	367	367	367	815.01	722	722	722	0.59
410	Feb-20	Gangavathi	F-8 MUKKUMPA	5460.4	5549.7	4000	0.36	0.02	0.34	548	548	548	612.72	820	820	820	0.50
411	Feb-20	Gangavathi	F7-Hampasudurga	18571.5	18891.8	2000	0.64	0.04	0.60	360	360	360	1672.68	560	560	560	0.94
412	Feb-20	Gangavathi	F9-Canel	NO METER	NO METER	0	0.60	0.04	0.56	273	273	273	2065.93	536	536	536	1.11
413	Feb-20	Gangavathi	F-1 Som Sagar	11580.05	11844.87	2000	0.63	0.03	0.60	360	360	360	1382.95	641	641	641	0.89
414	Feb-20	Gangavathi	F-2 Chikmadhal	11989.28	12188.9	2000	0.40	0.02	0.38	208	208	208	1804.26	751	751	751	1.35
415	Feb-20	Gangavathi	F4 Hudejalli-F4	1058	1314.6	2000	0.51	0.03	0.48	370	370	370	1303.81	410	410	410	0.53
416	Feb-20	Gangavathi	F-5 Muslapur-I	18831.67	19148.21	2000	0.63	0.04	0.60	397	397	397	1498.98	902	902	902	1.35
417	Feb-20	Gangavathi	F1 Anegundi	6983	NO METER	2000	0.51	0.03	0.48	300	300	300	1598.00	362	362	362	0.58
418	Feb-20	Gangavathi	F-5 Mallapur	2676.6	3064.8	666.667	0.26	0.02	0.24	262	262	262	928.52	262	262	262	0.24
419	Feb-20	Gangavathi	F-2 KOTAHACAMP	26548.40	266136.9	2000	1.58	0.09	1.48	308	308	308	4812.92	408	408	408	1.96
420	Feb-20	KARATAGI	F-5 Mlabura	53144.70	53485.50	2000	0.68	0.04	0.64	202	202	202	3171.80	202	202	202	0.64
421	Feb-20	KARATAGI	F-1 Challur	4696.93	4710.85	20000	0.28	0.02	0.26	313	313	313	886.09	413	413	413	0.35
422	Feb-20	KARATAGI	F-4 BUDIGUMPA	67728.60	67803.10	2000	0.15	0.01	0.14	352	352	352	397.90	684	684	684	0.27

311



*[Signature]*  
**Executive Engineer**  
**Regulatory Affairs**  
**Corporate Office,**  
**GESCOM, KALABURAGI**


Sl.No	Month	Name of Sub-Divn	Name of segregated agricultural feeders in the subdivision	Initial energy meter reading in the feeder	Final energy meter reading in the feeder	Meter Constant	Monthly consumption in MU as recorded in all agricultural feeders pertaining to the subdivision at the substations	5* Distribution loss (11KV line, DTC & LT line) & sales to other consumers if any in MU (losses in all the agri feeders in a subdv to be considered)	6-4.5 Net consumption in MU duly deducting the Distribution loss (11KV line, DTC & LT line) & sales to other consumers if any.	No. of IP sets connected to line			Total no. of IP sets in the			Total sales to IP sets MU	
										7a	7b	7c	8-6/7c	9a	9b		9c
				3a	3b	3c	4=(3b-3a)*3c	5*	6-4.5	7a	7b	7c	8-6/7c	9a	9b	9c	10=8+9c
423	Feb-20	KARATAGI	F-10 CHANNALLI	29983.93	30124.48	2000	0.28	0.02	0.26	225	225	225	1174.37	325	325	325	0.38
424	Feb-20	KARATAGI	F-11 SHALIGANUR	62621.63	62635.45	2000	0.03	0.00	0.03	50	50	50	519.63	50	50	50	0.03
425	Feb-20	KARATAGI	F-1 ADHAPURA	5676.00	5999.70	2000	0.65	0.04	0.61	383	383	383	1588.92	405	405	405	0.64
426	Feb-20	KARATAGI	F-11 WADAKI	6286	6566.1	2000	0.56	0.03	0.53	364	364	364	1446.67	390	390	390	0.56
427	Feb-20	KARATAGI	F-8 Sankamal	511.6	558.9	2000	0.09	0.01	0.09	129	129	129	489.33	129	129	129	0.09
428	Feb-20	KARATAGI	F-9 Navalli Somanal	3042	3251.5	2000	0.42	0.03	0.39	370	370	370	1064.49	373	373	373	0.40
429	Feb-20	KARATAGI	F-2 KALGUDI	3195.6	3431.9	2000	0.47	0.03	0.44	160	160	160	276.53	185	185	185	0.51
430	Feb-20	KARATAGI	F-6 Somanal	2264.58	2472.1	2000	0.42	0.02	0.39	201	201	201	1940.98	202	202	202	0.39
431	Feb-20	KARATAGI	F-3 BARGUR	MNR	MNR	MNR	0.40	0.02	0.38	305	305	305	1232.79	314	314	314	0.39
432	Feb-20	KARATAGI	F-4 KUNTOJI	45743.35	45895.76	4000	0.61	0.04	0.57	301	301	301	1903.86	504	504	504	0.96
433	Feb-20	KARATAGI	F-5 SRI RAM NAGAR	36759.00	37098.20	2000	0.68	0.04	0.64	376	376	376	1696.00	570	570	570	0.97
434	Feb-20	KARATAGI	F-1 HT LIS	MNR	MNR	20	0.20	0.01	0.19	250	250	250	752.00	250	250	250	0.19
435	Feb-20	KARATAGI	F-10 Mustoor dagal	3973752.00	3984484.00	20	0.21	0.01	0.20	50	50	50	4035.23	50	50	50	0.20
436	Feb-20	KARATAGI	F-1 Ulenoor	923.10	1195.50	2000	0.54	0.03	0.51	108	108	108	4741.78	108	108	108	0.51
437	Feb-20	KARATAGI	F-3 BENNUR	1883.00	2055.00	2000	0.34	0.02	0.32	316	316	316	1023.29	317	317	317	0.32
438	Feb-20	KARATAGI	F-5 KOKKARAGOLA	680.20	835.50	2000	0.31	0.02	0.29	200	200	200	1459.82	200	200	200	0.29
439	Feb-20	KARATAGI	F-6 SALIGNUR	2233.20	2464.10	2000	0.46	0.03	0.43	388	388	388	1118.79	388	388	388	0.43
440	Feb-20	KARATAGI	F-3 Yaradona IP(Khadi camp)	273.00	319.50	2000	0.09	0.01	0.09	317	317	317	275.77	320	320	320	0.09
441	Feb-20	KARATAGI	F-2 Budacurmpa	1691.40	1779.30	2000	0.18	0.01	0.17	88	88	88	1877.86	100	100	100	0.19
442	Feb-20	KARATAGI	F-6 Elloorur IP	2363.50	2640.50	2000	0.55	0.03	0.52	491	491	491	1061.38	591	591	591	0.63
443	Feb-20	KARATAGI	F-4 BUDUGUMPA	1925.50	2136.50	2000	0.42	0.03	0.40	452	452	452	877.61	525	525	525	0.46
444	Feb-20	KARATAGI	F-10 CHANNALLI	29983.93	30124.48	2000	0.28	0.02	0.26	325	325	325	813.03	325	325	325	0.26
445	Feb-20	KARATAGI	F-11 SHALIGANUR	MNR	MNR	2000	0.15	0.01	0.14	200	200	200	705.00	200	200	200	0.14
446	Feb-20	KARATAGI	F-10 Mustoor dagal	3973752.00	3984484.00	20	0.21	0.01	0.20	50	50	50	4035.23	50	50	50	0.20
447	Feb-20	KARATAGI	F-5 KOKKARAGOLA (IP SET)	680.20	835.50	2000	0.31	0.02	0.29	420	420	420	695.15	425	425	425	0.30
448	Feb-20	Kustagi	F-4 Karakera	37048.00	31732.40	2000	0.63	0.04	0.59	462	462	462	1284.26	562	562	562	0.72
449	Feb-20	Kustagi	F-3 Hirebannigala (Gigal)	4690.00	3956.80	1000	0.73	0.04	0.69	451	451	451	1528.18	480	480	480	0.73
450	Feb-20	Kustagi	F-1 Bikkal	1470.02	1285	2000	0.37	0.02	0.35	234	234	234	1486.49	334	334	334	0.50
451	Feb-20	Kustagi	F-2 Mudenoor	11383.07	1285	2000	0.21	0.01	0.19	282	282	282	683.47	282	282	282	0.19
452	Feb-20	Kustagi	F-3 Kyadijappa	18115.82	17917.02	2000	0.40	0.02	0.37	261	261	261	1431.97	261	261	261	0.37
453	Feb-20	Kustagi	F-4 Kadakappa	4049.87	3967.74	2000	0.16	0.01	0.15	113	113	113	1366.74	220	220	220	0.30
454	Feb-20	Kustagi	F-3 Katarurail	4009.4	3986.7	2000	0.05	0.00	0.04	150	150	150	284.51	131	131	131	0.04
455	Feb-20	Kustagi	F-2 Purthgeri	2936.8	2930.6	2000	0.01	0.00	0.01	134	134	134	86.99	134	134	134	0.01
456	Feb-20	Kustagi	F-5 Hulgeri (IP)	1289.4	1241.1	2000	0.04	0.00	0.03	108	108	108	318.56	111	111	111	0.04
457	Feb-20	Kustagi	Jumlaapur - F2	602.02	481.32	2000	0.24	0.01	0.23	244	244	244	929.98	260	260	260	0.24
458	Feb-20	Kustagi	Navalchalli	934.79	794.3	1000	0.14	0.01	0.13	322	322	322	410.13	441	441	441	0.18
459	Feb-20	Kustagi	Guddadadevalapur	6872	6756.5	2000	0.23	0.01	0.22	328	328	328	662.01	331	331	331	0.22
460	Feb-20	Kustagi	Mejithi - F4	5393.9	5326.8	2000	0.13	0.01	0.13	361	361	361	349.44	470	470	470	0.16
461	Feb-20	Kustagi	Mithalkod F2	6845.6	6727.8	2000	0.24	0.01	0.22	483	483	483	458.52	489	489	489	0.22
462	Feb-20	Kustagi	Nilgali F2	4934.6	4845.1	2000	0.18	0.01	0.17	370	370	370	449.92	504	504	504	0.23
463	Feb-20	Kustagi	Bommaral	3707.2	3600.8	2000	0.21	0.01	0.20	240	240	240	824.60	311	311	311	0.26
464	Feb-20	Kustagi	F9 - Yeresgera 110 muss I.P.	15778.9	15655.7	2000	0.25	0.02	0.23	315	315	315	727.47	318	318	318	0.26
465	Feb-20	Kustagi	F8 - Manutagi 110 Muss	5097.8	5055.6	2000	0.08	0.01	0.08	183	183	183	428.92	185	185	185	0.08
466	Feb-20	Kustagi	Berakantal IP	15034	14914.4	2000	0.45	0.02	0.42	256	256	256	868.97	261	261	261	0.23
467	Feb-20	Kustagi	F1 - Hosalli	MNR	MNR	2000	0.45	0.03	0.42	339	339	339	1234.51	412	412	412	0.51
468	Feb-20	Kustagi	F2 - Mudutagi	6943	6905.7	2000	0.07	0.01	0.07	210	210	210	330.37	211	211	211	0.07
469	Feb-20	Kustagi	F7 - Mannaral	9867.5	9795.6	2000	0.14	0.01	0.13	254	254	254	926.51	254	254	254	0.13
470	Feb-20	Kustagi	Yalabannachi	16612.4	16243.4	666.66	0.25	0.02	0.23	321	321	321	712.70	250	250	250	0.18
471	Feb-20	Kustagi	Gadachinchi F3 IP	12233	12145	2000	0.18	0.01	0.16	296	296	296	552.97	298	298	298	0.16
472	Feb-20	Kustagi	Kumbalavathi F5 IP	17929.1	17757.5	2000	0.34	0.02	0.32	350	350	350	911.93	428	428	428	0.39
473	Feb-20	Kustagi	Badimnal ( 15/12/14) cherae	7000.2	6871.9	2000	0.26	0.02	0.24	331	331	331	720.96	331	331	331	0.24
474	Feb-20	Kustagi	F1-Kalabandi	2146.3	1944.4	2000	0.40	0.03	0.38	351	351	351	1069.90	405	405	405	0.43

312

GOVT. OF INDIA  
Reg. No. 12486  
Ex. Dt. 10-1-2022

Executive Engineer  
Regulatory Affairs  
Corporate Office,  
GESCOM, KALABURAGI

Sl.No	Month	Name of Sub-Div	Name of segregated agricultural feeders in the subdivision	Initial energy meter reading in the feeder	Final energy meter reading in the feeder	Meter Constant	Monthly consumption in MU as recorded in all agricultural feeders pertaining to the subdivision at the substations	Distribution loss (11KV line, DTC & LT line) & sales to other consumers if any in MU (losses in all the agricultural feeders in a subdv to be considered)	Net consumption in MU duty deducting the Distribution loss (11KV line, DTC & LT line) & sales to other consumers if any.	No. of IP sets connected to the			Total no of IP sets in the			Total sales to IP sets I MU	
										7a	7b	7c	8a	8b	8c		9a
475	Feb-20	Kustagi	F2-Adavibhavi	4762.1	4716.3	2000	0.09	0.01	0.09	250	250	250	340.75	292	292	292	0.10
476	Feb-20	Kustagi	F4-Tailugera(Kalotbandi)	8147.7	8049.7	2000	0.18	0.01	0.18	295	295	295	617.90	311	311	311	0.19
			<b>Gangavathi Total</b>			<b>60</b>	<b>27.876</b>	<b>1.706</b>	<b>26.170</b>	<b>25310</b>	<b>25310</b>	<b>25310</b>	<b>1033.98</b>	<b>30358</b>	<b>30358</b>	<b>30358</b>	<b>31.39</b>
477	Feb-20	RSD, Hosabete	F-3 Bukkasagara	5305.80	5496.60	2000	0.38	0.02	0.36	110	110	110	3260.95	110	110	110	0.36
478	Feb-20	RSD, Hosabete	F-7 P.K.Halli	4931.70	501.6	2000	0.17	0.01	0.16	201	201	201	788.48	207	207	207	0.16
479	Feb-20	RSD, Hosabete	F-3 V.KERE	1082.37	1095.61	2000	0.26	0.02	0.25	126	126	126	1975.49	126	126	126	0.25
480	Feb-20	RSD, Hosabete	F5 Nandi Bandi	12424.83	12569.18	2000	0.29	0.02	0.27	152	152	152	1785.38	152	152	152	0.27
481	Feb-20	RSD, Hosabete	F6- C.HATTI	18360.12	18602.32	2000	0.48	0.03	0.46	150	150	150	3035.57	150	150	150	0.46
482	Feb-20	RSD, Hosabete	F8- NAGALAPURA	18318.71	18518.77	2000	0.40	0.02	0.38	230	230	230	1635.27	230	230	230	0.38
483	Feb-20	RSD, Hosabete	F1 DEVASAMUDRA	26904.28	27002.03	3000	0.22	0.02	0.20	240	240	240	1148.56	240	240	240	0.28
484	Feb-20	RSD, Hosabete	F5 JANDOUR	9985.80	10051.00	3000	0.20	0.01	0.18	245	245	245	750.47	245	245	245	0.20
485	Feb-20	RSD, Hosabete	F7 Sanapura	2533.59	2549.28	2000	0.31	0.02	0.29	210	210	210	1404.63	210	210	210	0.29
486	Feb-20	RSD, Hosabete	F8 KT Pura	18579.20	18736.20	2000	0.31	0.02	0.30	204	204	204	1446.86	204	204	204	0.30
487	Feb-20	RSD, Hosabete	F9 MUSTUR GHAT	43051.51	43194.83	2000	0.29	0.02	0.27	140	140	140	1951.44	140	140	140	0.27
488	Feb-20	RSD, Hosabete	F10 KN.Camp	311.70	440.10	2000	0.26	0.02	0.24	160	160	160	1508.70	160	160	160	0.24
489	Feb-20	RSD, Hosabete	F2-Sanapur				0.45	0.03	0.42	280	280	280	1510.71	280	280	280	0.42
490	Feb-20	RSD, Hosabete	F3-Itligi				0.50	0.03	0.47	257	257	257	1828.79	257	257	257	0.47
491	Feb-20	RSD, Hosabete	F5 Mannur camp	22811.30	23129.90	2000	0.64	0.04	0.60	226	226	226	2650.30	226	226	226	0.60
492	Feb-20	RSD, Hosabete	F-6 Muddapur	25578.10	25939.60	2000	0.72	0.04	0.68	235	235	235	2892.00	235	235	235	0.68
493	Feb-20	RSD, Hosabete	F-6 Muddapur				0.45	0.03	0.42	253	253	253	1671.94	253	253	253	0.42
494	Feb-20	RSD, Hosabete	F5 Ramasagara	24.06	43.14	30000	0.57	0.03	0.54	332	332	332	1620.65	332	332	332	0.54
495	Feb-20	RSD, Hosabete	F4 Bejapattanahalli	5473.60	5510.80	2000	0.07	0.00	0.07	580	580	580	120.58	580	580	580	0.09
496	Feb-20	RSD, Hosabete	F1 Mavinahalli	2386428.00	2396673.00	20	0.16	0.01	0.16	263	263	263	589.38	263	263	263	0.17
497	Feb-20	RSD, Hosabete	F3 Jowk	317.70	462.60	2000	0.29	0.02	0.27	350	350	350	778.32	350	350	350	0.32
498	Feb-20	RSD, Hosabete	F5 Devalapura	6974.20	7087.40	2000	0.23	0.01	0.21	0	290	290	1467.70	140	140	140	0.21
499	Feb-20	RSD, Hosabete	F6 Upperahalli	409.85	431.99	20000	0.44	0.03	0.41	485	485	485	858.21	485	485	485	0.42
500	Feb-20	RSD, Hosabete	F3 Naganahalli	2430.17	2446.36	15000	0.24	0.01	0.23	407	407	407	560.88	407	407	407	0.23
501	Feb-20	RSD, Hosabete	F7 B.V.GERE	6706.64	6715.90	30000	0.28	0.02	0.26	408	408	408	640.03	408	408	408	0.26
502	Feb-20	RSD, Hosabete	F12 Kallahalli	498883.00	501925.00	20	0.06	0.00	0.06	1311	1311	1311	43.62	1367	1367	1367	0.06
503	Feb-20	RSD, Hosabete	F-8 Kurekoppa		Assessed Consumption		0.75	0.05	0.71	370	370	370	1905.41	370	370	370	0.71
504	Feb-20	RSD, Hosabete	F-1 Shivapura	4778.93	4799.9	30000	0.63	0.04	0.59	254	254	254	2328.17	254	254	254	0.59
505	Feb-20	RSD, Hosabete	F-3 Kombli	4248.94	4272.25	30000	0.70	0.04	0.66	253	253	253	2598.19	253	253	253	0.66
506	Feb-20	RSD, Hosabete	F-4 N.B.Pura	3878.41	3884.94	30000	0.20	0.01	0.18	252	252	252	730.74	252	252	252	0.18
507	Feb-20	RSD, Hosabete	F-5 Kalarawa	4476.75	4483.88	30000	0.21	0.01	0.20	466	466	466	431.47	466	466	466	0.20
508	Feb-20	RSD, Hosabete	F-10 Hakkandi	3656.16	3665.13	30000	0.27	0.02	0.25	224	224	224	1129.26	224	224	224	0.25
509	Feb-20	RSD, Hosabete	F-11 Mudenur	2588.36	2604.63	30000	0.49	0.03	0.46	405	405	405	1132.87	405	405	405	0.46
510	Feb-20	RSD, Hosabete	F4 Holagundi	4656.45	4892.18	20000	0.47	0.03	0.44	461	461	461	961.33	461	461	461	0.44
511	Feb-20	RSD, Hosabete	F3 Desarahalli Thanada	92.30	112.7	20000	0.41	0.02	0.38	560	560	560	684.86	560	560	560	0.38
512	Feb-20	RSD, Hosabete	F-2 Megala river bed				0.45	0.03	0.42	245	245	245	1726.53	245	245	245	0.42
513	Feb-20	RSD, Hosabete	F-3 Kollhal	2534446	2534446	20	0.30	0.02	0.28	195	195	195	1446.15	195	195	195	0.28
514	Feb-20	RSD, Hosabete	F-4 Beerabbi	2382490	2402709	20	0.40	0.02	0.38	307	307	307	1238.17	307	307	307	0.38
515	Feb-20	RSD, Hosabete	F-6 Masalanwada				0.60	0.04	0.56	351	351	351	1606.84	362	362	362	0.56
516	Feb-20	RSD, Hosabete	F3 Ayanahalli	9473.49	9778.62	2000	0.51	0.03	0.48	245	245	245	1529.62	245	245	245	0.48
517	Feb-20	RSD, Hosabete	F2 Maagal	8369.66	8582.83	2000	0.43	0.03	0.40	262	262	262	629.62	262	262	262	0.40
518	Feb-20	RSD, Hosabete	F4 Hosarahalli	6892.13	7116.41	2000	0.45	0.03	0.42	112	112	112	3764.70	112	112	112	0.42
519	Feb-20	RSD, Hosabete	F-2 Talakilu	31752.7	32142.2	1000	0.39	0.02	0.37	322	322	322	1137.05	322	322	322	0.37
520	Feb-20	RSD, Hosabete	F-4 Kenchammanahalli	4768.14	4884.77	2000	0.23	0.01	0.22	229	229	229	957.49	229	229	229	0.22
521	Feb-20	RSD, Hosabete	F-6 Urtangi	31264.8	31532.9	2000	0.54	0.03	0.50	665	665	665	757.94	665	665	665	0.50
522	Feb-20	RSD, Hosabete	F-7 Itligi	25796.8	25893.4	1000	0.10	0.01	0.09	327	327	327	277.69	327	327	327	0.09
523	Feb-20	RSD, Hosabete	F-2 Haravi	5441.4	5502.2	2000	0.12	0.01	0.11	600	600	600	190.51	600	600	600	0.11
524	Feb-20	RSD, Hosabete	F-3 Kuravalli	5561.7	5707.2	2000	0.29	0.02	0.27	455	455	455	601.19	455	455	455	0.27
525	Feb-20	RSD, Hosabete	F-4 Myara 1	2363.8	2469.7	2000	0.21	0.01	0.20	597	597	597	333.49	597	597	597	0.20
526	Feb-20	RSD, Hosabete	F-5 Myara 2	821.7	860.2	2000	0.08	0.00	0.07	435	435	435	166.39	435	435	435	0.07
527	Feb-20	RSD, Hosabete	F-9 Dombrahalli	4531.2	4760.5	2000	0.46	0.03	0.43	337	337	337	1279.18	337	337	337	0.43



Executive Engineer  
Regulatory Affairs  
Corporate Office,  
GESCOM, KALABURAGI



Sl.No	Month	Name of Sub-Divn	Name of segregated agricultural feeders in the subdivision	Initial energy meter reading in the feeder	Final energy meter reading in the feeder	Meter Constant	Monthly consumption in MU as recorded in all agricultural feeders pertaining to the subdivision at the substations	Distribution loss (11KV line, DTC & LT line) & sales to other consumers if any, in MU (losses in all the agri feeders in a subdiv to be considered)	Net consumption in MU duty Distribution loss (11KV line, DTC. & LT line) & sales to other consumers if any.	No. of IP sets connected to the			Total no of IP sets in the				
										3a	3b	3c	4=(3b-3c)*3c	5*	6-4-5	7a	7b
528	Feb-20	Hadagalli	F-10 Holalu	3248.1	3471.9	2000	0.45	0.03	0.42	412	412	412	1021.22	412	412	412	0.42
529	Feb-20	Hadagalli	F-11 Holalu Riverbed	5170.4	5311.5	2000	0.28	0.02	0.27	185	185	185	1433.88	185	185	185	0.27
530	Feb-20	Hadagalli	F-6 Banyari(I)	42257.4	42759.3	500	0.25	0.02	0.24	245	245	245	962.83	245	245	245	0.24
531	Feb-20	Hadagalli	F-2 Kalvi(E&W)	31252.7	31382.5	2000	0.26	0.02	0.24	308	308	308	792.29	308	308	308	0.24
532	Feb-20	Hadagalli	F-1 Pura	2.6	3.2	2000	0.70	0.04	0.66	412	412	412	1597.09	412	412	412	0.66
533	Feb-20	Hadagalli	F-2 S.V.Halli	20260	23474.4	500	0.71	0.04	0.66	355	355	355	1872.59	355	355	355	0.66
534	Feb-20	Hadagalli	F-1 Budhoor	6757.7	6921.1	200	0.03	0.00	0.03	299	299	299	102.74	299	299	299	0.03
535	Feb-20	Hadagalli	F-2 Kattibennuru		MNR	600	0.65	0.04	0.61	344	344	344	1776.16	344	344	344	0.61
536	Feb-20	Hadagalli	F-3 Hyarata		MNR	1000	0.90	0.05	0.85	588	588	588	1438.78	588	588	588	0.85
537	Feb-20	Hadagalli	F-4 Maikarabbi		MNR	200	0.40	0.02	0.38	239	239	239	1573.72	239	239	239	0.38
538	Feb-20	Hadagalli	F-8 Holalu	7962.9	8070.9	2000	0.22	0.01	0.20	258	258	258	786.98	258	258	258	0.20
539	Feb-20	Hadagalli	F-10 Banrimathi		MNR	2000	0.35	0.02	0.33	232	232	232	1418.10	232	232	232	0.33
540	Feb-20	Hadagalli	2- LINGANAYAKANA HALLI	985.1	1230.9	2000	0.49	0.03	0.46	265	265	265	1743.79	265	265	265	0.46
541	Feb-20	Hadagalli	- MALLADAMMA KOPPALA	455.7	566.7	2000	0.22	0.01	0.21	158	158	158	1320.76	158	158	158	0.21
542	Feb-20	Hadagalli	F4 - HARVI BRIDGE IP	553.1	686.4	2000	0.27	0.02	0.25	110	110	110	2278.22	134	134	134	0.21
543	Feb-20	Kudli	F3-Badadaku	101367.3	102217.5	500	0.43	0.03	0.40	375	375	375	1045.58	375	375	375	0.40
544	Feb-20	Kudli	F4-Gudakote-K	3142.16	3159.86	15000	0.27	0.02	0.25	25	25	25	433.28	576	576	576	0.25
545	Feb-20	Kudli	F6-H.H.Halli	10177.19	10551.47	2000	0.75	0.04	0.70	348	348	348	2021.97	465	465	465	0.70
546	Feb-20	Kudli	F7-Shivapura	2302.64	2325.52	20000	0.46	0.03	0.45	593	593	593	725.37	593	593	593	0.43
547	Feb-20	Kudli	F8-Thimmalapura	26838.4	27078.8	2000	0.48	0.03	0.45	276	276	276	1637.51	276	276	276	0.45
548	Feb-20	Kudli	F9-Galapura	45207.7	45434.5	2000	0.45	0.03	0.43	176	176	176	2422.64	176	176	176	0.43
549	Feb-20	Kudli	F10-Kyankeri	3051.4	3063.62	30000	0.37	0.02	0.34	502	502	502	686.46	502	502	502	0.34
550	Feb-20	Kudli	F2-M.N.Halli	2597.92	2617.3	30000	0.58	0.03	0.55	575	575	575	950.46	575	575	575	0.55
551	Feb-20	Kudli	F6-K.Ayyanahalli	4436.83	4601.7	3000	0.44	0.03	0.46	607	607	607	765.95	607	607	607	0.46
552	Feb-20	Kudli	F7-Rampura	579.02	601.1	20000	0.44	0.03	0.42	521	521	521	796.74	521	521	521	0.42
553	Feb-20	Kudli	F8-Chiribi	184545.1	186650	20	0.41	0.02	0.39	286	286	286	1281.16	286	286	286	0.39
554	Feb-20	Kudli	F2-Nimbalaigeri	24521.8	24654.1	2000	0.26	0.02	0.24	245	245	245	1413.20	245	245	245	0.24
555	Feb-20	Kudli	F3-Jijini	18209.2	18448.4	2000	0.47	0.03	0.45	387	387	387	1152.29	387	387	387	0.45
556	Feb-20	Kudli	F4-Toolathalli	12108	12386.3	2000	0.25	0.01	0.23	265	265	265	885.37	265	265	265	0.23
557	Feb-20	Kudli	F5-Kalapura	7203.4	7203.4	2000	0.53	0.03	0.50	497	497	497	999.01	497	497	497	0.50
558	Feb-20	Kudli	F6-Ganagatta	7008.5	7203.4	2000	0.39	0.02	0.37	286	286	286	1281.16	286	286	286	0.37
559	Feb-20	Kudli	F1-Chirihagunda	50446	50806.5	666.67	0.24	0.01	0.23	543	543	543	416.05	543	543	543	0.23
560	Feb-20	Kudli	F2:Hyakanaahalli	12825.78	13119.9	2000	0.59	0.04	0.55	369	369	369	1498.50	369	369	369	0.55
561	Feb-20	Kudli	F3-Hurlihal	16183.97	16202.65	2000	0.04	0.00	0.04	410	410	410	85.65	410	410	410	0.04
562	Feb-20	Kudli	F4-Siddapura	4114.29	4127.03	20000	0.25	0.02	0.24	324	324	324	739.23	324	324	324	0.24
563	Feb-20	Kudli	F7-Harababhai	21160.8	21361.5	2000	0.40	0.02	0.38	502	502	502	731.63	502	502	502	0.38
564	Feb-20	Kudli	F8-Makanadaku	3537.43	3547.16	20000	0.19	0.01	0.18	347	347	347	527.16	347	347	347	0.18
565	Feb-20	Kudli	F9-Bhimasamudra	4116.89	4130.85	20000	0.26	0.02	0.26	640	640	640	410.08	640	640	640	0.26
566	Feb-20	Kudli	F1-Imalapura	10789.7	10928.3	2000	0.27	0.02	0.26	328	328	328	782.95	340	340	340	0.27
567	Feb-20	Kudli	F2-B.Tgudadi	280.92	280.92	20000	0.15	0.01	0.14	199	199	199	708.54	199	199	199	0.14
568	Feb-20	Kudli	F4-Pujanahalli	19725.1	19901.8	2000	0.35	0.02	0.33	272	272	272	1221.31	272	272	272	0.33
569	Feb-20	Kudli	F6-Huliker	15068.3	15143.9	2000	0.15	0.01	0.14	323	323	323	440.02	323	323	323	0.14
570	Feb-20	Kudli	F7-Kanamaadugu	482.08	496.93	20000	0.30	0.02	0.28	392	392	392	712.19	392	392	392	0.28
571	Feb-20	Kudli	F8 H.K.Kunte	8267	8410.3	2000	0.29	0.02	0.27	184	184	184	1464.15	184	184	184	0.27
572	Feb-20	Kudli	F-1 Amalapura	162059	162039	166.7	0.25	0.02	0.24	102	102	102	2303.92	102	102	102	0.24
573	Feb-20	Kudli	F-2 Banavikalub	15788.45	16025.47	2000	0.47	0.03	0.45	234	234	234	1904.26	234	234	234	0.45
574	Feb-20	Kudli	F-4 Kanachobanahalli	2694.67	2749.81	2000	0.11	0.01	0.10	129	129	129	803.59	129	129	129	0.10
575	Feb-20	Kudli	F5 Gunasagara	1.6	30.4	2000	0.06	0.00	0.05	100	100	100	433.15	106	106	106	0.05
576	Feb-20	Kudli	F8 Amalapura	1.4	43.5	2000	0.08	0.01	0.08	80	80	80	719.53	85	85	85	0.08
577	Feb-20	Kudli	F-1 Kasapura	28449.2	28632.3	2000	0.34	0.02	0.34	262	262	262	1313.85	262	262	262	0.34
578	Feb-20	Kudli	F2-G.B.Halli	27962.7	28134.6	2000	0.34	0.02	0.32	347	347	347	931.33	347	347	347	0.32
579	Feb-20	Kudli	F-5 Ravapura	10546.88	10740.28	2000	0.39	0.02	0.36	364	364	364	998.88	364	364	364	0.36
580	Feb-20	Kudli	F-8 Gudakote	208.5	377.7	2000	0.34	0.02	0.32	467	467	467	681.15	467	467	467	0.32
581	Feb-20	H. B. Halli	F-1 SOBATHI	35750.8	36610.7	1000	0.86	0.05	0.81	202	202	202	4001.51	202	202	202	0.81

NOTAR  
Dist. KALABURAGI  
Reg. No. 12486  
Ex. Dt. 10-1-2022  
GOVT. OF INDIA

Executive Engineer  
Regulatory Affairs  
Corporate Office,  
GESCOM, KALABURAGI

314